



TM

# Guffey Systems

The Power of Productivity

## Flex Spray Station™ Kits



# Contents

- Click on a section name below to view

<b><a href="#">Flex Spray Station™ – Spray Booth</a></b>	<b>3</b>
<b><a href="#">Flex Spray Station Kit 1: Straight Rail – 40 parts</a></b>	<b>9</b>
<b><a href="#">Flex Spray Station Kit 2: Straight Rail – 30 parts</a></b>	<b>12</b>
<b><a href="#">Flex Spray Station Kit 3: Straight Rail – 40 parts</a></b>	<b>15</b>
<b><a href="#">Flex Spray Station Kit 4: U-Shaped Rail – 30 parts</a></b>	<b>18</b>
<b><a href="#">Flex Spray Station Kit 5: U-Shaped Rail – 40 parts</a></b>	<b>21</b>

## Resources

Installation guides, assembly instructions, product information and more are available for download from our website:  
[guffeysystems.com/downloads](https://guffeysystems.com/downloads)

## Flex Spray Station™

Spray Booth only – does not include rail kit or spray equipment

SKU PL-MBK-10

- **Construction:** 18 ga. zinc galvanized steel panels, pre-punched, assembled with 1/4 nuts and bolts
- **Post exhaust filters:** Pocket Filters \*  
Part number: EPB-202515/3P  
20" x 25" x 15" B/W 3PKT Bag Filter 3/CS  
Filter life: 300 hours of use
- **Exhaust filters:** Paint Pocket Filters  
Part number: PP-020-020-030  
20" x 20" Paint Pockets - Original - 30/CS  
Filter life: Up to 125 hrs of use
- **Mechanical:** Heavy-duty tube axial type with non-sparking aluminum blades, enclosed belts and ball bearings
- (1) 2hp 3 phase 208-240 volt motor
- (1) 220v connection
- Delivers: 12,095 cfm @ 0.250" s.p.
- AC motor speed control
- Adjustable frequency drive 1 & 3 phase input. 3ph output ac motors NEMA 4x / ip 65
- NEMA 6-20p 20 amp  
250v 3 prong plug
- For use with water or solvent-based coatings
- **IMPORTANT:**
  - A Ducting Kit for venting to the outside is **required for** use with **solvent-based coatings**.
  - When using **water-based coatings**, the booth can be used as a recirculating unit, **requiring no ducting** to the outside.
- Equipped with locking casters

NOTE:  
Post Exhaust  
Filters not  
shown.



Spray Booth Base Price \$13,500

Ships fully assembled and ready to roll into place

**CODE COMPLIANCE:** The spray booth is designed to meet manufactures and designs applicable industry codes and standards. Please be aware that local requirements may vary from national codes. Please consult local authorities before purchasing paint booths.

- Reference NFPA 33 and Chapter 24 of the International Fire Code (IFC) for spray applications using flammable and combustible materials
- Reference NFPA 86 and Chapter 30 of the IFC for curing and drying applications
- Many components and product lines are ETL and ETL-C listed. The ETL or ETL-C mark is proof of compliance with North American safety standards, including UL, NFPA, OSHA and more
- A UL or CUL listing verifies that Underwriters Laboratories has tested RGI' product and determined that it meets their stringent safety and performance requirements

## Flex Spray Station™

Spray Booth only – does not include rail kit or spray equipment

SKU PL-MBK-10

- **Spray Booth Construction:**

18 ga. zinc galvanized steel panels,  
pre-punched, assembled with  
1/4 nuts and bolts

- **Post exhaust filters:**

(3) 20" x 25" Pocket Filters

- **Exhaust filters:**

(12) 20" x 20" Paint Pocket Filters

- **Mechanical:** Heavy-duty tube axial type  
with non-sparking aluminum blades,  
enclosed belts and ball bearings

- (1) 2hp 3 phase 208-240 volt motor

- (1) 220v connection

- Delivers: 12,095 cfm each @ 0.250" s.p.

- AC motor speed control

- Adjustable frequency drive 1 & 3 phase input  
3ph output ac motors NEMA 4x / ip 65

- NEMA 6-20p 20 amp 250v 3 prong plug

- **Filter maintenance:**

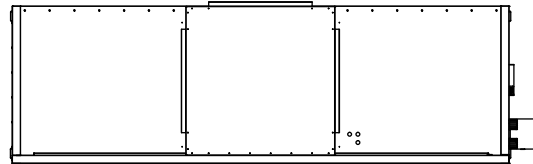
Front filters:

Change after every 100-125 hours of use

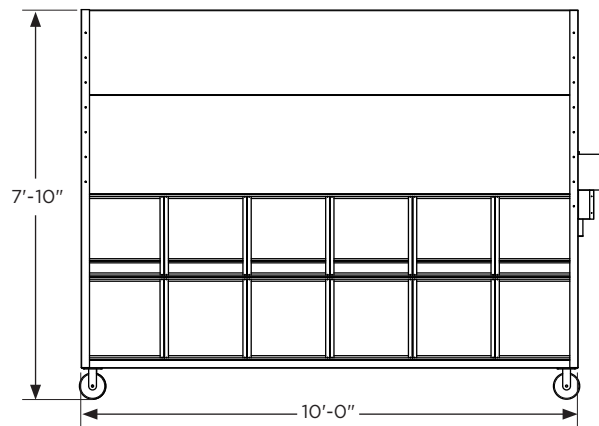
Pocket filters:

Change after every 300 hours of use

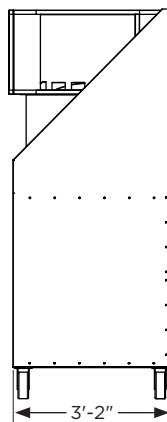
TOP VIEW:



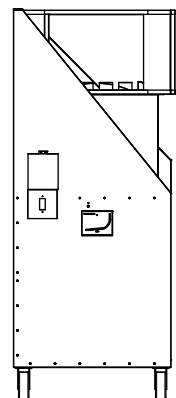
FRONT VIEW:



SIDE VIEW:

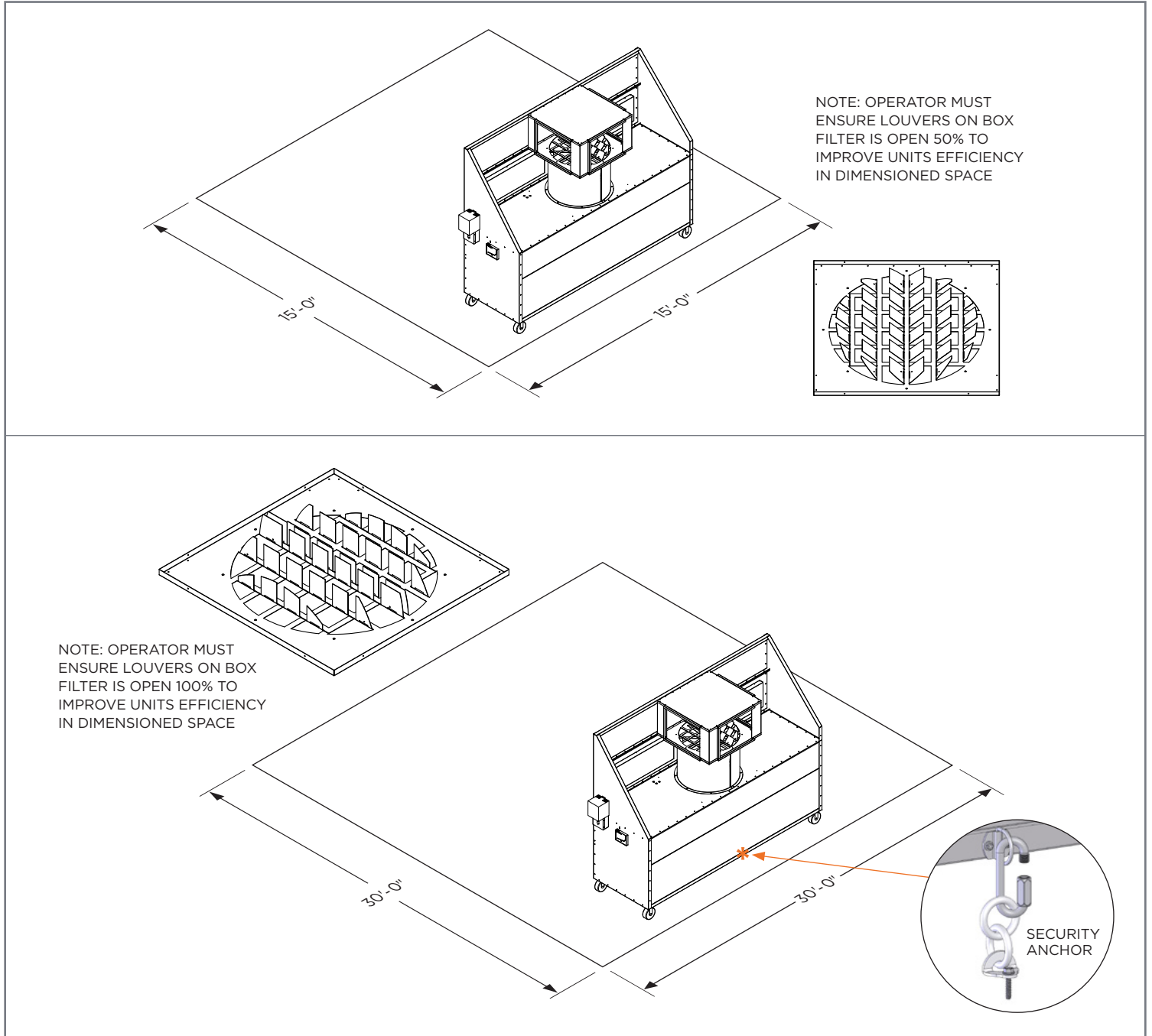


SIDE VIEW:



## Flex Spray Station™

### Spray Booth Box Filter Louver Assembly



## Flex Spray Station™

### Spray Booth Wall Ducting Kit

QTY	DESCRIPTION
2	DUCT 48" LONG 20GA
1	FAN
1	RING 2" HEIGHT
1	DUCT INSPECTION 48" LONG 20GA
1	DUCT INSPECTION COVER 20GA
1	DUCT FLASHING DUCT DIAMETER + 6" 20GA 15" HEIGHT
1	DUCT DAMPER ASSEMBLY
2	DUCT 90 DEG ELBOW

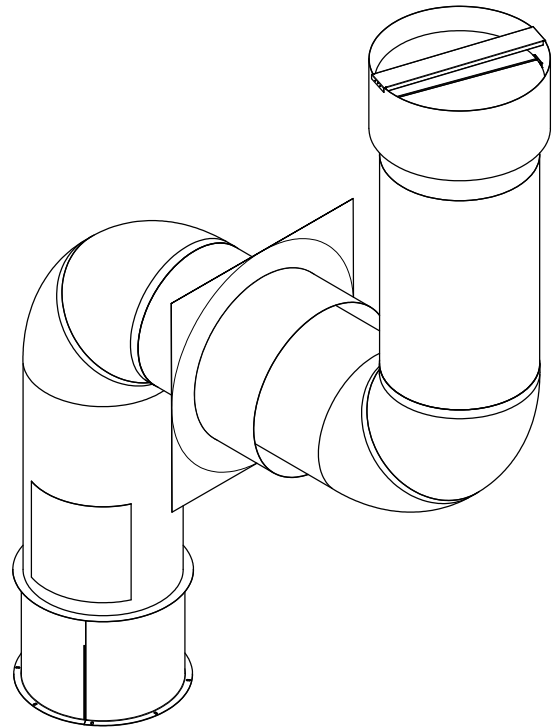
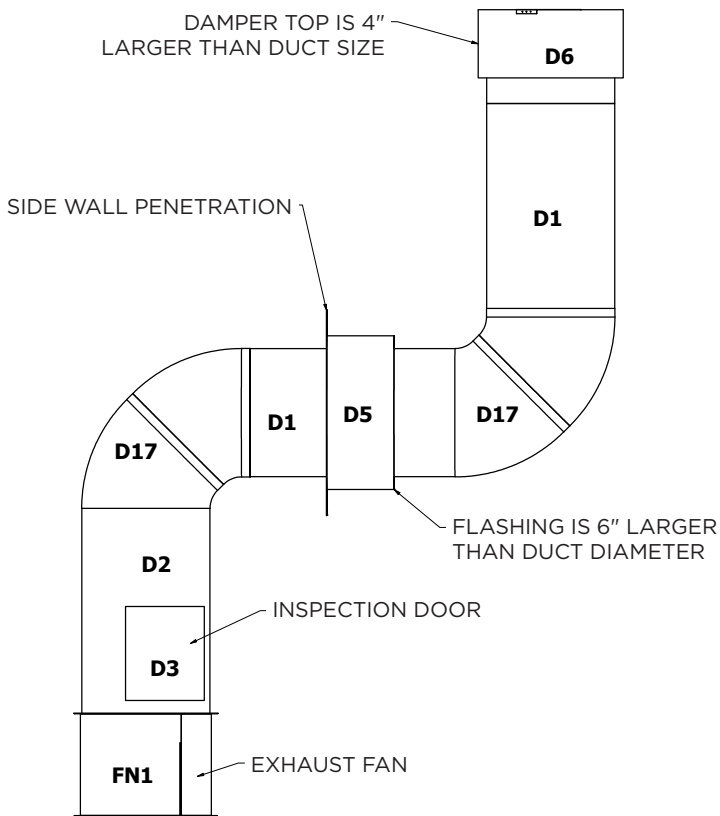
**Wall Ducting Kit:** Use when needing to exhaust through a wall. Ducting configuration may vary depending on each shop's setup and codes.

**IMPORTANT:**

- A Ducting Kit for venting to the outside is **required for** use with **solvent-based coatings**.
- When using **water-based coatings**, the booth can be used as a recirculating unit, **requiring no ducting** to the outside.

**NOTES:**

- 1) MALE (CRIMPED END) OF DUCT MUST BE UP & FEMALE END IS DOWN
- 2) FIRE WRAP IS USED ON WOODEN ROOFS
- 3) ALLOW 2" FOR EACH CONNECTION
- 4) NUMBER OF DUCTS WILL VARY



## Flex Spray Station™

### Spray Booth Roof Ducting Kit

QTY	DESCRIPTION
2	DUCT 48" LONG 20GA
1	FAN
1	RING 2" HEIGHT
1	DUCT INSPECTION 48" LONG 20GA
1	DUCT INSPECTION COVER 20GA
4	DUCT QUARTER SECTION SKIRT (COLLAR) 20GA
1	DUCT FLASHING DUCT DIAMETER + 6" 20GA 15" HEIGHT
1	DUCT DAMPER ASSEMBLY

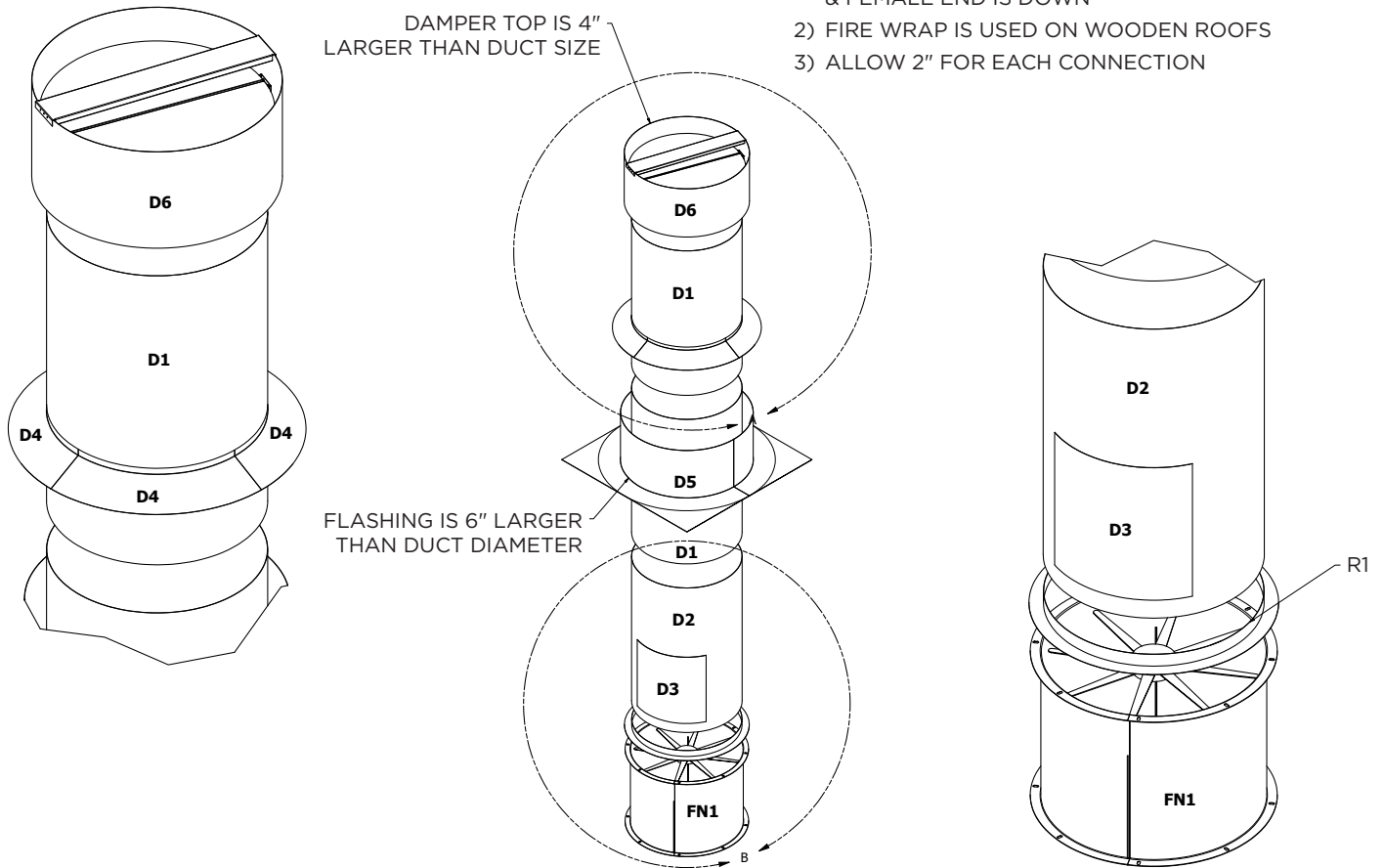
**Roof Ducting Kit:** Use when needing to exhaust through a roof. Ducting configuration may vary depending on each shop's setup and codes.




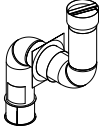

**IMPORTANT:**

- A Ducting Kit for venting to the outside is **required for use with solvent-based coatings.**
- When using **water-based coatings**, the booth can be used as a recirculating unit, **requiring no ducting** to the outside.

**NOTES:**

- 1) MALE (CRIMPED END) OF DUCT MUST BE UP & FEMALE END IS DOWN
- 2) FIRE WRAP IS USED ON WOODEN ROOFS
- 3) ALLOW 2" FOR EACH CONNECTION




Description	Qty	Rate	Amt
<b>Support Legs</b> Support legs <b>required</b> when using PivotLine® Rail Kits and Equipment Set of 2 legs	 1 set of 2 legs	\$1,250.00	\$1,250.00
<b>Pocket Filters - Filters on Back of Unit at Fan Housing</b> Part number: EPB-202515/3P 20" x 25" x 15" B/W 3PKT Bag Filter 3/CS Filter life: 300 hours of use	 1	\$265.00	\$265.00
<b>Paint Pocket Filters - Front Filters</b> Part number: PP-020-020-030 20" x 20" Paint Pockets - Original - 30/CS Filter life: Up to 125 hours of use	 1	\$155.76	\$155.76
<b>Wall Ducting Kit</b> Configured and priced accordingly for each shop	 1	\$	\$
<b>Roof Ducting Kit</b> Configured and priced accordingly for each shop	 1	\$	\$

## Flex Spray Station™ Kit 1: Straight Rail

Allows 40 parts to be processed at a time

Kit SKU: GSP-MB-1001













### Flex Spray Station – Straight Rail Kit 1

- Equipped with rail mounting brackets
- Rail mounting brackets are slidable for left/right adjustment in case a customer needs to reduce the length of the spray rail, and they can be completely removed if needed
- Rail is equipped with rail support/joiner at each end to attach rail to rail mounting brackets
- Includes 2 rolling spray hubs to serve as spray point
- Rolling spray hubs allow the finisher to move the spray location throughout the rail to ensure they do not overload certain sections of the filters
- Equipped with a PivotLine kit which includes enough hangers, racks, and accessories to process around 40 parts at a time

**CODE COMPLIANCE:** The spray booth is designed to meet manufactures and designs applicable industry codes and standards. Please be aware that local requirements may vary from national codes. Please consult local authorities before purchasing paint booths.

- Reference NFPA 33 and Chapter 24 of the International Fire Code (IFC) for spray applications using flammable and combustible materials
- Reference NFPA 86 and Chapter 30 of the IFC for curing and drying applications
- Many components and product lines are ETL and ETL-C listed. The ETL or ETL-C mark is proof of compliance with North American safety standards, including UL, NFPA, OSHA and more
- A UL or CUL listing verifies that Underwriters Laboratories has tested RGI' product and determined that it meets their stringent safety and performance requirements







**PIVOTLINE**<sup>®</sup>  
Manual-Rail Finishing System

Description	Qty	Rate	Amt
<b>PivotLine Stationary Rail Kit</b> 1 - Aluminum rail - 6 ft. length* 2 - Rail Mounting Brackets 2 - Rail Supports / Joiners * 6 ft. rails can easily be cut to shorter length if needed 	1	\$2,466.00	\$2,466.00
<b>Support Legs</b> Support legs <b>required</b> when using PivotLine® Rail Kits and Equipment Set of 2 legs 	1 set of 2 legs	\$1,250.00	\$1,250.00
<b>Stock Rack w/16 Mounts</b> Heavy duty rolling rack for staging, transport, drying or storage of materials 	2	\$640.00	\$1,280.00
<b>Rolling Spray Hub</b> Rolls smoothly and pivots in 90° increments allowing for easy spraying of all sides 	2	\$84.00	\$168.00
<b>Twist Stop</b> Insert into stationary and mobile rails to prevent unwanted movement of materials 	2	\$89.00	\$178.00
<b>T-Bar - Short (17")</b> Hang doors using EFC or Offset Hangers. Group multiple parts together by hanging Offset and Universal Hangers across top of T-Bars 	20	\$25.00	\$500.00
<b>T-Bar - Medium (34")</b> Hang doors using EFC or Offset Hangers. Group multiple parts together by hanging Offset and Universal Hangers across top of T-Bars 	12	\$42.00	\$504.00
<b>Offset Hanger w/screws</b> For hanging drawer fronts, face frames, and other miscellaneous components 	24	\$11.20	\$268.80
<b>Universal Hanger w/screws</b> For hanging shelves, face frames, and other miscellaneous components 	12	\$11.20	\$134.40
<b>EFC (Spring Clip)</b> For hanging panels from hinge pockets to hang on T-Bars 	64	\$1.50	\$96.00

\* Part/parts refers to the number of items being processed, not the number of equipment components in the kit.

\* To increase capacity of the system see next page Kit Add-ons.

Equipment subtotal	\$6,845.20
Spray Booth subtotal	\$13,500.00
<b>Total</b>	<b>\$20,345.20</b>

Description	Qty	Rate	Amt
<b>Stock Rack w/16 Mounts</b> Heavy duty rolling rack for staging, transport, drying or storage of materials 	1	\$640.00	\$640.00
<b>T-Bar - Short (17")</b> Hang doors using EFC or Offset Hangers. Group multiple parts together by hanging Offset and Universal Hangers across top of T-Bars 	10	\$25.00	\$250.00
<b>T-Bar - Medium (34")</b> Hang doors using EFC or Offset Hangers. Group multiple parts together by hanging Offset and Universal Hangers across top of T-Bars 	6	\$42.00	\$252.00
<b>Offset Hanger w/screws</b> For hanging drawer fronts, face frames, and other miscellaneous components 	12	\$11.20	\$134.40
<b>Universal Hanger w/screws</b> For hanging shelves, face frames, and other miscellaneous components 	6	\$11.20	\$67.20
<b>EFC (Spring Clip)</b> For hanging panels from hinge pockets to hang on T-Bars 	32	\$1.50	\$48.00

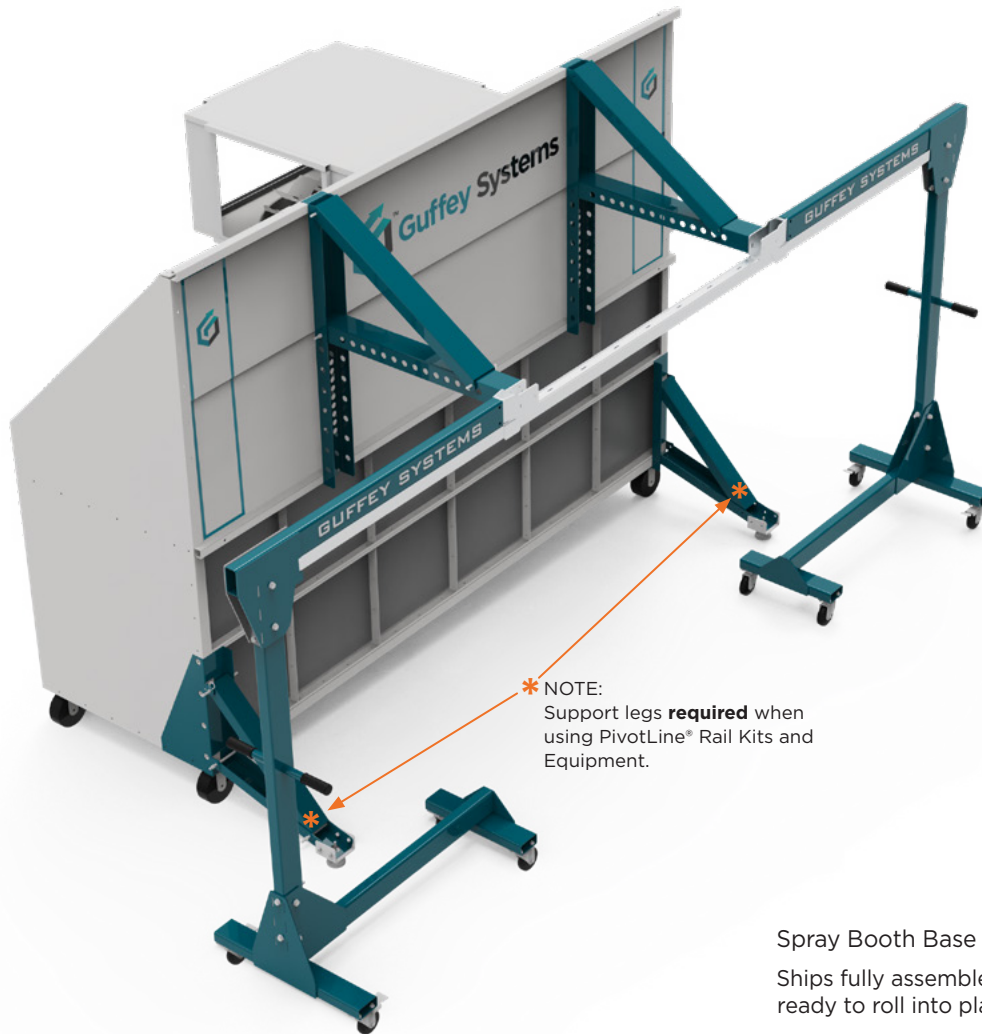
\* Part/parts refers to the number of items being processed, not the number of equipment components in the kit.

<b>Total</b>	<b>\$1,391.60</b>
--------------	-------------------

## Flex Spray Station™ Kit 2: Straight Rail

Allows 30 parts to be processed at a time

Kit SKU: GSP-MB-1003



\* NOTE:  
Support legs **required** when  
using PivotLine® Rail Kits and  
Equipment.

Spray Booth Base Price \$13,500

Ships fully assembled and  
ready to roll into place












### Flex Spray Station – Straight Rail Kit 2

- Equipped with rail mounting brackets
- Rail mounting brackets are slidable for left/right adjustment in case a customer needs to reduce the length of the spray rail, and they can be completely removed if needed
- Rail is equipped with rail end couplers at each end to attach rail to rail mounting brackets
- Rail end couplers allow the connection of mobile rails to the stationary rail
- Equipped with enough mobile rails, rolling spray hubs, hangers, and accessories to process around 30 parts at a time

**CODE COMPLIANCE:** The spray booth is designed to meet manufactures and designs applicable industry codes and standards. Please be aware that local requirements may vary from national codes. Please consult local authorities before purchasing paint booths.

- Reference NFPA 33 and Chapter 24 of the International Fire Code (IFC) for spray applications using flammable and combustible materials
- Reference NFPA 86 and Chapter 30 of the IFC for curing and drying applications
- Many components and product lines are ETL and ETL-C listed. The ETL or ETL-C mark is proof of compliance with North American safety standards, including UL, NFPA, OSHA and more
- A UL or CUL listing verifies that Underwriters Laboratories has tested RGI' product and determined that it meets their stringent safety and performance requirements










**PIVOTLINE**  
Manual-Rail Finishing System

Description	Qty	Rate	Amt	
<b>PivotLine Stationary Rail Kit Complete</b> 1 - Aluminum rail - 6 ft. length* 2 - Rail Mounting Brackets 2 - Mobile Couplers * 6 ft. rails can easily be cut to shorter length if needed		1	\$3,070.00	\$3,070.00
<b>Support Legs</b> Support legs <b>required</b> when using PivotLine® Rail Kits and Equipment Set of 2 legs		1 set of 2 legs	\$1,250.00	\$1,250.00
<b>Mobile Rail - Compact</b> Used for loading, off-loading, drying, and storage of parts. A key component for maximizing PivotLine efficiency and reducing material handling		2	\$1,875.00	\$3,750.00
<b>Rolling Spray Hub</b> Rolls smoothly and pivots in 90° increments allowing for easy spraying of all sides		12	\$84.00	\$1,008.00
<b>Twist Stop</b> Insert into stationary and mobile rails to prevent unwanted movement of materials		4	\$89.00	\$356.00
<b>T-Bar - Short (17")</b> Hang doors using EFC or Offset Hangers. Group multiple parts together by hanging Offset and Universal Hangers across top of T-Bars		4	\$25.00	\$100.00
<b>T-Bar - Medium (34")</b> Hang doors using EFC or Offset Hangers. Group multiple parts together by hanging Offset and Universal Hangers across top of T-Bars		8	\$42.00	\$336.00
<b>T-Bar - Large (46")</b> Hang doors using EFC or Offset Hangers. Group multiple parts together by hanging Offset and Universal Hangers across top of T-Bars		8	\$56.00	\$448.00
<b>Offset Hanger w/screws</b> For hanging drawer fronts, face frames, and other miscellaneous components		20	\$11.20	\$224.00
<b>Universal Hanger w/screws</b> For hanging shelves, face frames, and other miscellaneous components		10	\$11.20	\$112.00
<b>EFC (Spring Clip)</b> For hanging panels from hinge pockets to hang on T-Bars		60	\$1.50	\$90.00

\* Part/parts refers to the number of items being processed, not the number of equipment components in the kit.

\* To increase capacity of the system see next page Kit Add-ons.

Equipment subtotal	\$10,744.00
Spray Booth subtotal	\$13,500.00
<b>Total</b>	<b>\$24,244.00</b>

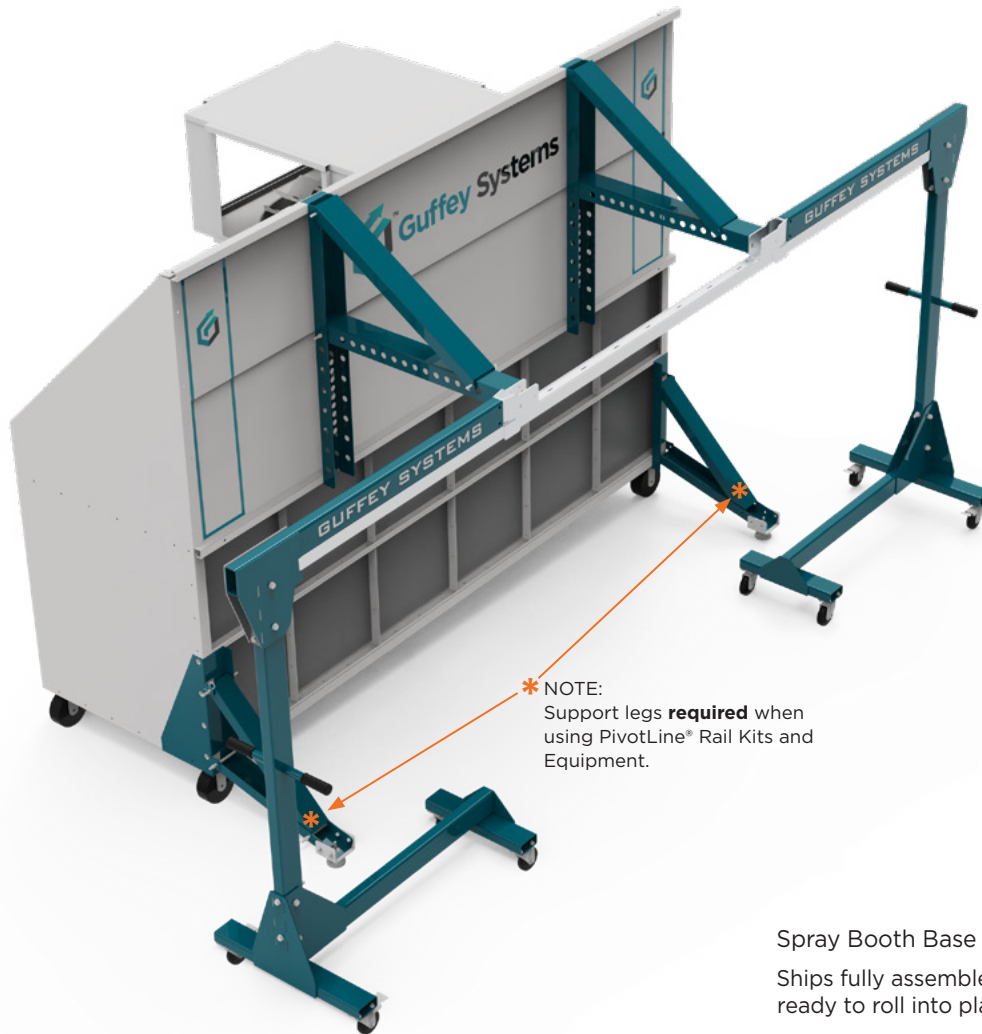
Description	Qty	Rate	Amt
<b>Mobile Rail - Compact</b> Used for loading, off-loading, drying, and storage of parts. A key component for maximizing PivotLine efficiency and reducing material handling 	1	\$1,875.00	\$1,875.00
<b>Rolling Spray Hub</b> Rolls smoothly and pivots in 90° increments allowing for easy spraying of all sides 	12	\$84.00	\$1,008.00
<b>Twist Stop</b> Insert into stationary and mobile rails to prevent unwanted movement of materials 	1	\$89.00	\$89.00
<b>T-Bar - Short (17")</b> Hang doors using EFC or Offset Hangers. Group multiple parts together by hanging Offset and Universal Hangers across top of T-Bars 	4	\$25.00	\$100.00
<b>T-Bar - Medium (34")</b> Hang doors using EFC or Offset Hangers. Group multiple parts together by hanging Offset and Universal Hangers across top of T-Bars 	8	\$42.00	\$336.00
<b>T-Bar - Large (46")</b> Hang doors using EFC or Offset Hangers. Group multiple parts together by hanging Offset and Universal Hangers across top of T-Bars 	8	\$56.00	\$448.00
<b>Offset Hanger w/screws</b> For hanging drawer fronts, face frames, and other miscellaneous components 	20	\$11.20	\$224.00
<b>Universal Hanger w/screws</b> For hanging shelves, face frames, and other miscellaneous components 	10	\$11.20	\$112.00
<b>EFC (Spring Clip)</b> For hanging panels from hinge pockets to hang on T-Bars 	60	\$1.50	\$90.00
<b>Total</b>			<b>\$4,282.00</b>

\* Part/parts refers to the number of items being processed, not the number of equipment components in the kit.

## Flex Spray Station™ Kit 3: Straight Rail

Allows 40 parts to be processed at a time

Kit SKU: GSP-MB-1005



\* NOTE:  
Support legs **required** when  
using PivotLine® Rail Kits and  
Equipment.

Spray Booth Base Price \$13,500

Ships fully assembled and  
ready to roll into place












### Flex Spray Station – Straight Rail Kit 3

- Equipped with rail mounting brackets
- Rail mounting brackets are slidable for left/right adjustment in case a customer needs to reduce the length of the spray rail, and they can be completely removed if needed
- Rail is equipped with rail end couplers at each end to attach rail to rail mounting brackets
- Rail end couplers allow the connection of mobile rails to the stationary rail
- Equipped with enough mobile rails, rolling spray hubs, hangers, and accessories to process around 40 parts at a time

**CODE COMPLIANCE:** The spray booth is designed to meet manufactures and designs applicable industry codes and standards. Please be aware that local requirements may vary from national codes. Please consult local authorities before purchasing paint booths.

- Reference NFPA 33 and Chapter 24 of the International Fire Code (IFC) for spray applications using flammable and combustible materials
- Reference NFPA 86 and Chapter 30 of the IFC for curing and drying applications
- Many components and product lines are ETL and ETL-C listed. The ETL or ETL-C mark is proof of compliance with North American safety standards, including UL, NFPA, OSHA and more
- A UL or CUL listing verifies that Underwriters Laboratories has tested RGI' product and determined that it meets their stringent safety and performance requirements










**PIVOTLINE**<sup>®</sup>  
Manual-Rail Finishing System

Description	Qty	Rate	Amt	
<b>PivotLine Stationary Rail Kit Complete</b> 1 - Aluminum rail - 6 ft. length* 2 - Rail Mounting Brackets 2 - Mobile Couplers * 6 ft. rails can easily be cut to shorter length if needed		1	\$3,070.00	\$3,070.00
<b>Support Legs</b> Support legs <b>required</b> when using PivotLine® Rail Kits and Equipment Set of 2 legs		1 set of 2 legs	\$1,250.00	\$1,250.00
<b>Mobile Rail - Standard</b> Used for loading, off-loading, drying, and storage of parts. A key component for maximizing PivotLine efficiency and reducing material handling		2	\$2,150.00	\$4,300.00
<b>Rolling Spray Hub</b> Rolls smoothly and pivots in 90° increments allowing for easy spraying of all sides		20	\$84.00	\$1,680.00
<b>Twist Stop</b> Insert into stationary and mobile rails to prevent unwanted movement of materials		4	\$89.00	\$356.00
<b>T-Bar - Short (17")</b> Hang doors using EFC or Offset Hangers. Group multiple parts together by hanging Offset and Universal Hangers across top of T-Bars		6	\$25.00	\$150.00
<b>T-Bar - Medium (34")</b> Hang doors using EFC or Offset Hangers. Group multiple parts together by hanging Offset and Universal Hangers across top of T-Bars		8	\$42.00	\$336.00
<b>T-Bar - Large (46")</b> Hang doors using EFC or Offset Hangers. Group multiple parts together by hanging Offset and Universal Hangers across top of T-Bars		6	\$56.00	\$336.00
<b>Offset Hanger w/screws</b> For hanging drawer fronts, face frames, and other miscellaneous components		20	\$11.20	\$224.00
<b>Universal Hanger w/screws</b> For hanging shelves, face frames, and other miscellaneous components		10	\$11.20	\$112.00
<b>EFC (Spring Clip)</b> For hanging panels from hinge pockets to hang on T-Bars		60	\$1.50	\$90.00

\* Part/parts refers to the number of items being processed, not the number of equipment components in the kit.

\* To increase capacity of the system see next page Kit Add-ons.

Equipment subtotal	\$11,904.00
Spray Booth subtotal	\$13,500.00
<b>Total</b>	<b>\$25,404.00</b>

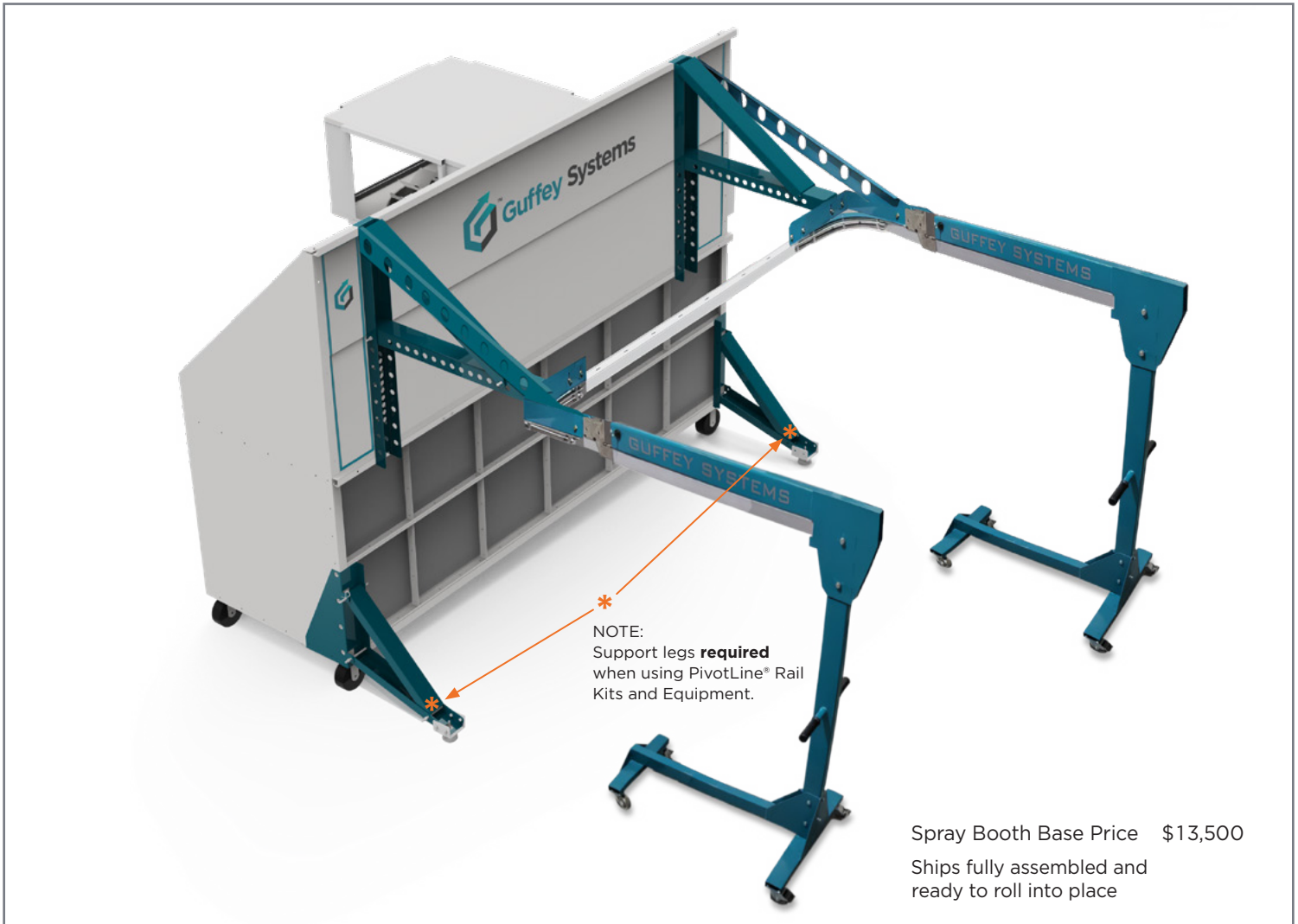
Description	Qty	Rate	Amt
<b>Mobile Rail - Standard</b> Used for loading, off-loading, drying, and storage of parts. A key component for maximizing PivotLine efficiency and reducing material handling 	1	\$2,150.00	\$2,150.00
<b>Rolling Spray Hub</b> Rolls smoothly and pivots in 90° increments allowing for easy spraying of all sides 	20	\$84.00	\$1,680.00
<b>Twist Stop</b> Insert into stationary and mobile rails to prevent unwanted movement of materials 	1	\$89.00	\$89.00
<b>T-Bar - Short (17")</b> Hang doors using EFC or Offset Hangers. Group multiple parts together by hanging Offset and Universal Hangers across top of T-Bars 	6	\$25.00	\$150.00
<b>T-Bar - Medium (34")</b> Hang doors using EFC or Offset Hangers. Group multiple parts together by hanging Offset and Universal Hangers across top of T-Bars 	8	\$42.00	\$336.00
<b>T-Bar - Large (46")</b> Hang doors using EFC or Offset Hangers. Group multiple parts together by hanging Offset and Universal Hangers across top of T-Bars 	6	\$56.00	\$336.00
<b>Offset Hanger w/screws</b> For hanging drawer fronts, face frames, and other miscellaneous components 	20	\$11.20	\$224.00
<b>Universal Hanger w/screws</b> For hanging shelves, face frames, and other miscellaneous components 	10	\$11.20	\$112.00
<b>EFC (Spring Clip)</b> For hanging panels from hinge pockets to hang on T-Bars 	60	\$1.50	\$90.00
<b>Total</b>			<b>\$5,167.00</b>

\* Part/parts refers to the number of items being processed, not the number of equipment components in the kit.

## Flex Spray Station™ Kit 4: U-Shaped Rail

Allows 30 parts to be processed at a time

Kit SKU: GSP-MB-809














### Flex Spray Station - U-Shaped Rail Kit 4

- Equipped with rail mounting brackets, corner assembly, corner connecting plate, and support arms.
- Rail mounting brackets are slidable for left/right adjustment in case a customer needs to reduce the length of the spray rail, and they can be completely removed if needed
- Rail is equipped with rail end couplers at each end to attach rail to rail mounting brackets
- Rail end couplers allow the connection of mobile rails to the stationary rail
- Equipped with enough mobile rails, rolling spray hubs, hangers, and accessories to process around 30 parts at a time










**CODE COMPLIANCE:** The spray booth is designed to meet manufactures and designs applicable industry codes and standards. Please be aware that local requirements may vary from national codes. Please consult local authorities before purchasing paint booths.

- Reference NFPA 33 and Chapter 24 of the International Fire Code (IFC) for spray applications using flammable and combustible materials
- Reference NFPA 86 and Chapter 30 of the IFC for curing and drying applications
- Many components and product lines are ETL and ETL-C listed. The ETL or ETL-C mark is proof of compliance with North American safety standards, including UL, NFPA, OSHA and more
- A UL or CUL listing verifies that Underwriters Laboratories has tested RGI' product and determined that it meets their stringent safety and performance requirements

**PIVOTLINE**<sup>®</sup>  
Manual-Rail Finishing System

Description	Qty	Rate	Amt
<b>PivotLine Stationary Rail Kit Complete</b> 3 - Aluminum Rails: 1 - 6 ft. length * 2 - 1 ft. length 2 - Rail Mounting Brackets 2 - Rail Corners - 90° 1 ft. radius 2 - Corner Connector Plates 2 - Mobile Couplers 2 - Support Arms: 1 left, 1 right * 6 ft. rails can easily be cut to shorter length if needed 	1	\$4,740.00	\$4,740.00
<b>Support Legs</b> Support legs <b>required</b> when using PivotLine® Rail Kits and Equipment Set of 2 legs 	1 set of 2 legs	\$1,250.00	\$1,250.00
<b>Mobile Rail - Compact</b> Used for loading, off-loading, drying, and storage of parts. A key component for maximizing PivotLine efficiency and reducing material handling 	2	\$1,875.00	\$3,750.00
<b>Rolling Spray Hub</b> Rolls smoothly and pivots in 90° increments allowing for easy spraying of all sides 	12	\$84.00	\$1,008.00
<b>Twist Stop</b> Insert into stationary and mobile rails to prevent unwanted movement of materials 	4	\$89.00	\$356.00
<b>T-Bar - Short (17")</b> Hang doors using EFC or Offset Hangers. Group multiple parts together by hanging Offset and Universal Hangers across top of T-Bars 	4	\$25.00	\$100.00
<b>T-Bar - Medium (34")</b> Hang doors using EFC or Offset Hangers. Group multiple parts together by hanging Offset and Universal Hangers across top of T-Bars 	8	\$42.00	\$336.00
<b>T-Bar - Large (46")</b> Hang doors using EFC or Offset Hangers. Group multiple parts together by hanging Offset and Universal Hangers across top of T-Bars 	8	\$56.00	\$448.00
<b>Offset Hanger w/screws</b> For hanging drawer fronts, face frames, and other miscellaneous components 	20	\$11.20	\$224.00
<b>Universal Hanger w/screws</b> For hanging shelves, face frames, and other miscellaneous components 	10	\$11.20	\$112.00
<b>EFC (Spring Clip)</b> For hanging panels from hinge pockets to hang on T-Bars 	60	\$1.50	\$90.00

Equipment subtotal	\$12,414.00
Spray Booth subtotal	\$13,500.00
<b>Total</b>	<b>\$25,914.00</b>

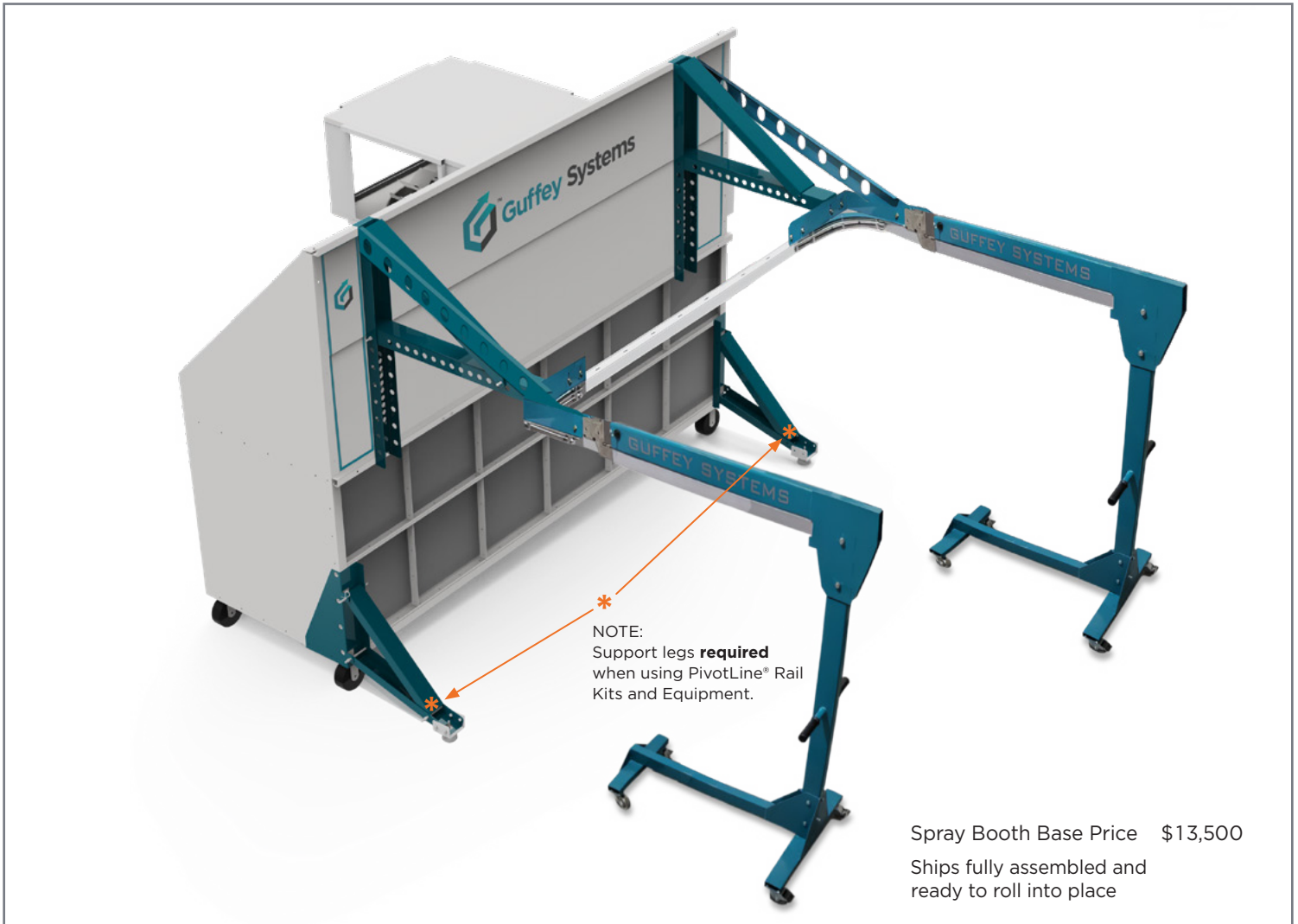
Description	Qty	Rate	Amt
<b>Mobile Rail - Compact</b> Used for loading, off-loading, drying, and storage of parts. A key component for maximizing PivotLine efficiency and reducing material handling 	1	\$1,875.00	\$1,875.00
<b>Rolling Spray Hub</b> Rolls smoothly and pivots in 90° increments allowing for easy spraying of all sides 	12	\$84.00	\$1,008.00
<b>Twist Stop</b> Insert into stationary and mobile rails to prevent unwanted movement of materials 	1	\$89.00	\$89.00
<b>T-Bar - Short (17")</b> Hang doors using EFC or Offset Hangers. Group multiple parts together by hanging Offset and Universal Hangers across top of T-Bars 	4	\$25.00	\$100.00
<b>T-Bar - Medium (34")</b> Hang doors using EFC or Offset Hangers. Group multiple parts together by hanging Offset and Universal Hangers across top of T-Bars 	8	\$42.00	\$336.00
<b>T-Bar - Large (46")</b> Hang doors using EFC or Offset Hangers. Group multiple parts together by hanging Offset and Universal Hangers across top of T-Bars 	8	\$56.00	\$448.00
<b>Offset Hanger w/screws</b> For hanging drawer fronts, face frames, and other miscellaneous components 	20	\$11.20	\$224.00
<b>Universal Hanger w/screws</b> For hanging shelves, face frames, and other miscellaneous components 	10	\$11.20	\$112.00
<b>EFC (Spring Clip)</b> For hanging panels from hinge pockets to hang on T-Bars 	60	\$1.50	\$90.00
<b>Total</b>			<b>\$4,282.00</b>

\* Part/parts refers to the number of items being processed, not the number of equipment components in the kit.

## Flex Spray Station™ Kit 5: U-Shaped Rail

Allows 40 parts to be processed at a time

Kit SKU: GSP-MB-812














### Flex Spray Station - U-Shaped Rail Kit 5

- Equipped with rail mounting brackets, corner assembly, corner connecting plate, and support arms.
- Rail mounting brackets are slidable for left/right adjustment in case a customer needs to reduce the length of the spray rail, and they can be completely removed if needed
- Rail is equipped with rail end couplers at each end to attach rail to rail mounting brackets
- Rail end couplers allow the connection of mobile rails to the stationary rail
- Equipped with enough mobile rails, rolling spray hubs, hangers, and accessories to process around 40 parts at a time

**CODE COMPLIANCE:** The spray booth is designed to meet manufactures and designs applicable industry codes and standards. Please be aware that local requirements may vary from national codes. Please consult local authorities before purchasing paint booths.










- Reference NFPA 33 and Chapter 24 of the International Fire Code (IFC) for spray applications using flammable and combustible materials
- Reference NFPA 86 and Chapter 30 of the IFC for curing and drying applications
- Many components and product lines are ETL and ETL-C listed. The ETL or ETL-C mark is proof of compliance with North American safety standards, including UL, NFPA, OSHA and more
- A UL or CUL listing verifies that Underwriters Laboratories has tested RGI' product and determined that it meets their stringent safety and performance requirements

**PIVOTLINE**  
Manual-Rail Finishing System

Description	Qty	Rate	Amt
<p><b>PivotLine Stationary Rail Kit Complete</b></p> <p>3 - Aluminum Rails: 1 - 6 ft. length * 2 - 1 ft. length            2 - Rail Mounting Brackets            2 - Rail Corners - 90° 1 ft. radius            2 - Corner Connector Plates            2 - Mobile Couplers            2 - Support Arms: 1 left, 1 right            * 6 ft. rails can easily be cut to shorter length if needed</p> 	1	\$4,740.00	\$4,740.00
<p><b>Support Legs</b></p> <p>Support legs <b>required</b> when using PivotLine® Rail Kits and Equipment            Set of 2 legs</p> 	1 set of 2 legs	\$1,250.00	\$1,250.00
<p><b>Mobile Rail - Standard</b></p> <p>Used for loading, off-loading, drying, and storage of parts. A key component for maximizing PivotLine efficiency and reducing material handling</p> 	2	\$2,150.00	\$4,300.00
<p><b>Rolling Spray Hub</b></p> <p>Rolls smoothly and pivots in 90° increments allowing for easy spraying of all sides</p> 	20	\$84.00	\$1,680.00
<p><b>Twist Stop</b></p> <p>Insert into stationary and mobile rails to prevent unwanted movement of materials</p> 	4	\$89.00	\$356.00
<p><b>T-Bar - Short (17")</b></p> <p>Hang doors using EFC or Offset Hangers. Group multiple parts together by hanging Offset and Universal Hangers across top of T-Bars</p> 	6	\$25.00	\$150.00
<p><b>T-Bar - Medium (34")</b></p> <p>Hang doors using EFC or Offset Hangers. Group multiple parts together by hanging Offset and Universal Hangers across top of T-Bars</p> 	8	\$42.00	\$336.00
<p><b>T-Bar - Large (46")</b></p> <p>Hang doors using EFC or Offset Hangers. Group multiple parts together by hanging Offset and Universal Hangers across top of T-Bars</p> 	6	\$56.00	\$336.00
<p><b>Offset Hanger w/screws</b></p> <p>For hanging drawer fronts, face frames, and other miscellaneous components</p> 	20	\$11.20	\$224.00
<p><b>Universal Hanger w/screws</b></p> <p>For hanging shelves, face frames, and other miscellaneous components</p> 	10	\$11.20	\$112.00
<p><b>EFC (Spring Clip)</b></p> <p>For hanging panels from hinge pockets to hang on T-Bars</p> 	60	\$1.50	\$90.00

\* Part/parts refers to the number of items being processed, not the number of equipment components in the kit.  
 \* To increase capacity of the system see next page Kit Add-ons.

Equipment subtotal	\$13,574.00
Spray Booth subtotal	\$13,500.00
<b>Total</b>	<b>\$27,074.00</b>

Description	Qty	Rate	Amt
<b>Mobile Rail - Standard</b> Used for loading, off-loading, drying, and storage of parts. A key component for maximizing PivotLine efficiency and reducing material handling 	1	\$2,150.00	\$2,150.00
<b>Rolling Spray Hub</b> Rolls smoothly and pivots in 90° increments allowing for easy spraying of all sides 	20	\$84.00	\$1,680.00
<b>Twist Stop</b> Insert into stationary and mobile rails to prevent unwanted movement of materials 	1	\$89.00	\$89.00
<b>T-Bar - Short (17")</b> Hang doors using EFC or Offset Hangers. Group multiple parts together by hanging Offset and Universal Hangers across top of T-Bars 	6	\$25.00	\$150.00
<b>T-Bar - Medium (34")</b> Hang doors using EFC or Offset Hangers. Group multiple parts together by hanging Offset and Universal Hangers across top of T-Bars 	8	\$42.00	\$336.00
<b>T-Bar - Large (46")</b> Hang doors using EFC or Offset Hangers. Group multiple parts together by hanging Offset and Universal Hangers across top of T-Bars 	6	\$56.00	\$336.00
<b>Offset Hanger w/screws</b> For hanging drawer fronts, face frames, and other miscellaneous components 	20	\$11.20	\$224.00
<b>Universal Hanger w/screws</b> For hanging shelves, face frames, and other miscellaneous components 	10	\$11.20	\$112.00
<b>EFC (Spring Clip)</b> For hanging panels from hinge pockets to hang on T-Bars 	60	\$1.50	\$90.00
<b>Total</b>			<b>\$5,167.00</b>

\* Part/parts refers to the number of items being processed, not the number of equipment components in the kit.