

PIVOTLINE[®]

Manual-Rail Finishing System

Quick-Start Kits



 **Guffey Systems**[™]
The Power of Productivity

Contents

- Click on a section name below to view

18ft Straight Ceiling Mount	3
18ft Straight Floor Mount	5
12ft Straight Ceiling Mount	7
12ft Straight Floor Mount	9
6x6x6 U-Shape Ceiling Mount	11
6x6x6 U-Shape Floor Mount	13
6x12 L-Shape Ceiling Mount	15
6x12 L-Shape Floor Mount	17
PivotLine Components and Add-ons	19

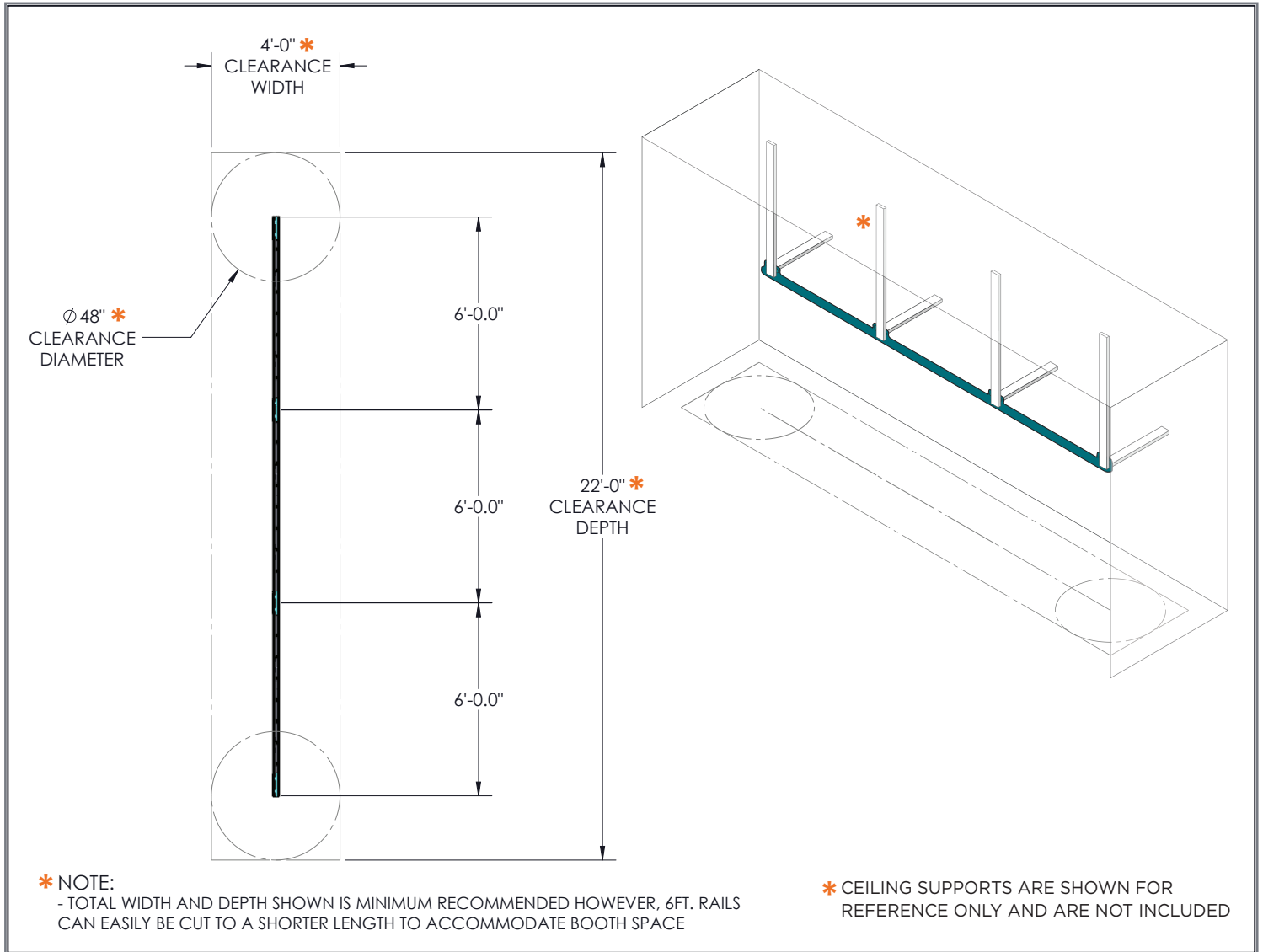
PivotLine Resources

Installation guides, assembly instructions, product information and more are available for download from our website:

guffeysystems.com/downloads

Quick-Start Kit: 18ft Straight Ceiling Mount

Allows 40 parts to be processed at a time



The PivotLine System can be configured to fit any shop size and budget. Our quick-start kits cover some of our most popular use cases, and as your shop's volume increases, the system can easily be expanded or reconfigured.

18ft Straight Kit: Allows for smooth back-and-forth movement of parts along the rail.

A complete list of the included components and pricing is on the following page.

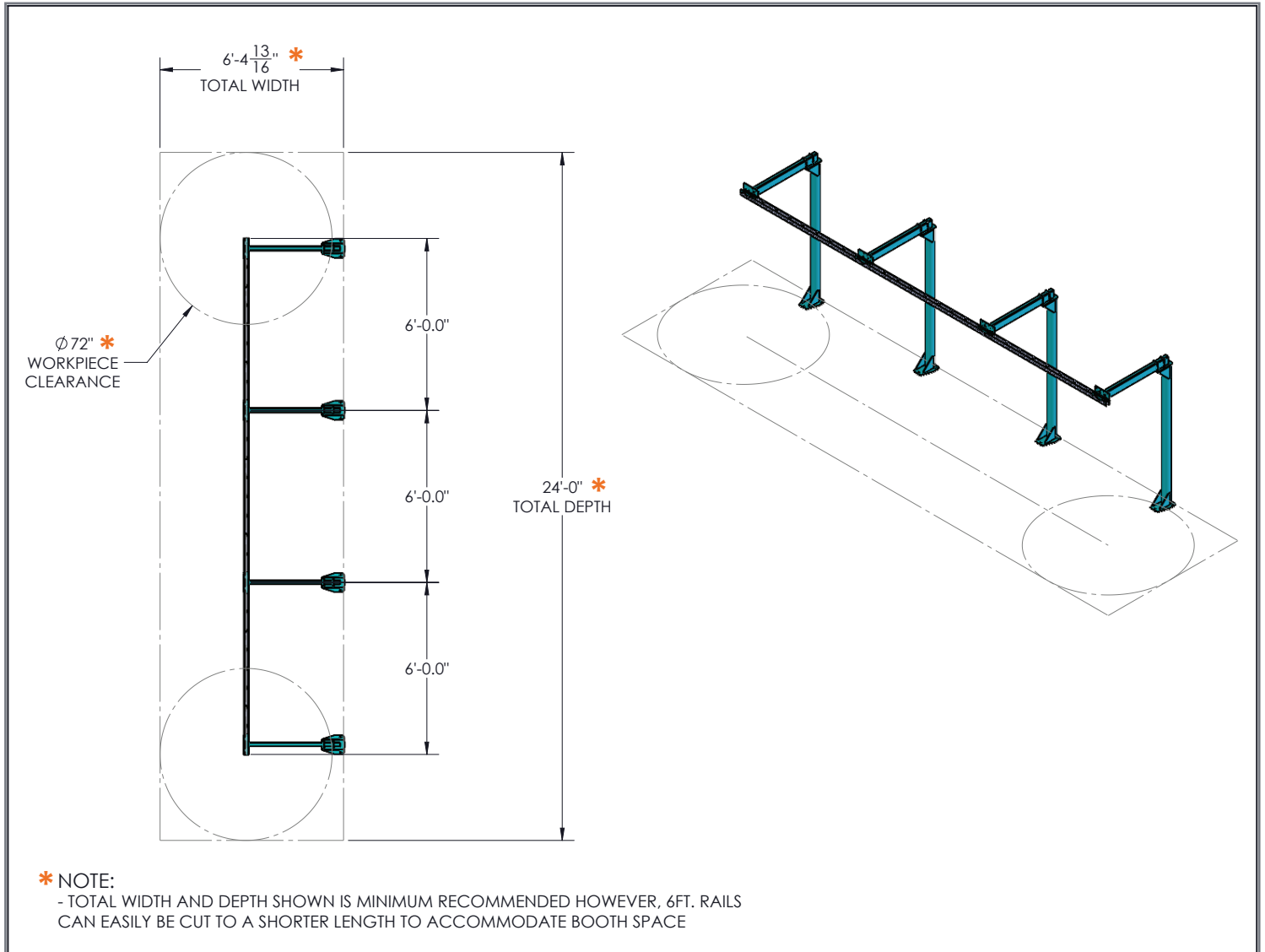
Description	Qty	Rate	Amt
PivotLine Stationary Rail Kit 18ft. Straight Complete 3 - Aluminum rail - 6 ft. length * 4 - Rail Support / Joiner	1	\$1,392.00	\$1,392.00
Rolling Spray Hub Rolls smoothly and pivots in 90° increments allowing for easy spraying of all sides	20	\$84.00	\$1,680.00
Twist Stop Insert into stationary and mobile rails to prevent unwanted movement of materials	2	\$89.00	\$178.00
T-Bar - Short (17") Hang doors using EFC or Offset Hangers. Group multiple parts together by hanging Offset and Universal Hangers across top of T-Bars	6	\$25.00	\$150.00
T-Bar - Medium (34") Hang doors using EFC or Offset Hangers. Group multiple parts together by hanging Offset and Universal Hangers across top of T-Bars	8	\$42.00	\$336.00
T-Bar - Large (46") Hang doors using EFC or Offset Hangers. Group multiple parts together by hanging Offset and Universal Hangers across top of T-Bars	6	\$56.00	\$336.00
Offset Hanger w/screws For hanging drawer fronts, face frames, and other miscellaneous components	20	\$11.20	\$224.00
Universal Hanger w/screws For hanging shelves, face frames, and other miscellaneous components	10	\$11.20	\$112.00
EFC (Spring Clip) For hanging panels from hinge pockets to hang on T-Bars	60	\$1.50	\$90.00

* 6ft. rails can easily be cut to shorter length if needed

Subtotal	\$4,498.00
Shipping & handling	\$0.00
Discount	\$0.00
Tax	\$0.00
Total	\$4,498.00

Quick-Start Kit: 18ft Straight Floor Mount











Allows 40 parts to be processed at a time



The PivotLine System can be configured to fit any shop size and budget. Our quick-start kits cover some of our most popular use cases, and as your shop's volume increases, the system can easily be expanded or reconfigured.

18ft Straight Kit: Allows for smooth back-and-forth movement of parts along the rail.

A complete list of the included components and pricing is on the following page.

Description	Qty	Rate	Amt
PivotLine Stationary Rail Kit 18ft. Straight Complete 3 - Aluminum rail - 6 ft. length * 4 - Rail Support / Joiner 	1	\$1,392.00	\$1,392.00
Rolling Spray Hub Rolls smoothly and pivots in 90° increments allowing for easy spraying of all sides 	20	\$84.00	\$1,680.00
Twist Stop Insert into stationary and mobile rails to prevent unwanted movement of materials 	2	\$89.00	\$178.00
T-Bar - Short (17") Hang doors using EFC or Offset Hangers. Group multiple parts together by hanging Offset and Universal Hangers across top of T-Bars 	6	\$25.00	\$150.00
T-Bar - Medium (34") Hang doors using EFC or Offset Hangers. Group multiple parts together by hanging Offset and Universal Hangers across top of T-Bars 	8	\$42.00	\$336.00
T-Bar - Large (46") Hang doors using EFC or Offset Hangers. Group multiple parts together by hanging Offset and Universal Hangers across top of T-Bars 	6	\$56.00	\$336.00
Offset Hanger w/screws For hanging drawer fronts, face frames, and other miscellaneous components 	20	\$11.20	\$224.00
Universal Hanger w/screws For hanging shelves, face frames, and other miscellaneous components 	10	\$11.20	\$112.00
EFC (Spring Clip) For hanging panels from hinge pockets to hang on T-Bars 	60	\$1.50	\$90.00
Floor Stand - Comes with 1 of 3 optional stand-off arm sizes Stand-off arm size determines the clearance and size of materials that can be rotated without making contact: Small (48" max material width), Medium (72" max material width), Large (48" max material width) * 	4	\$615.00	\$2,460.00

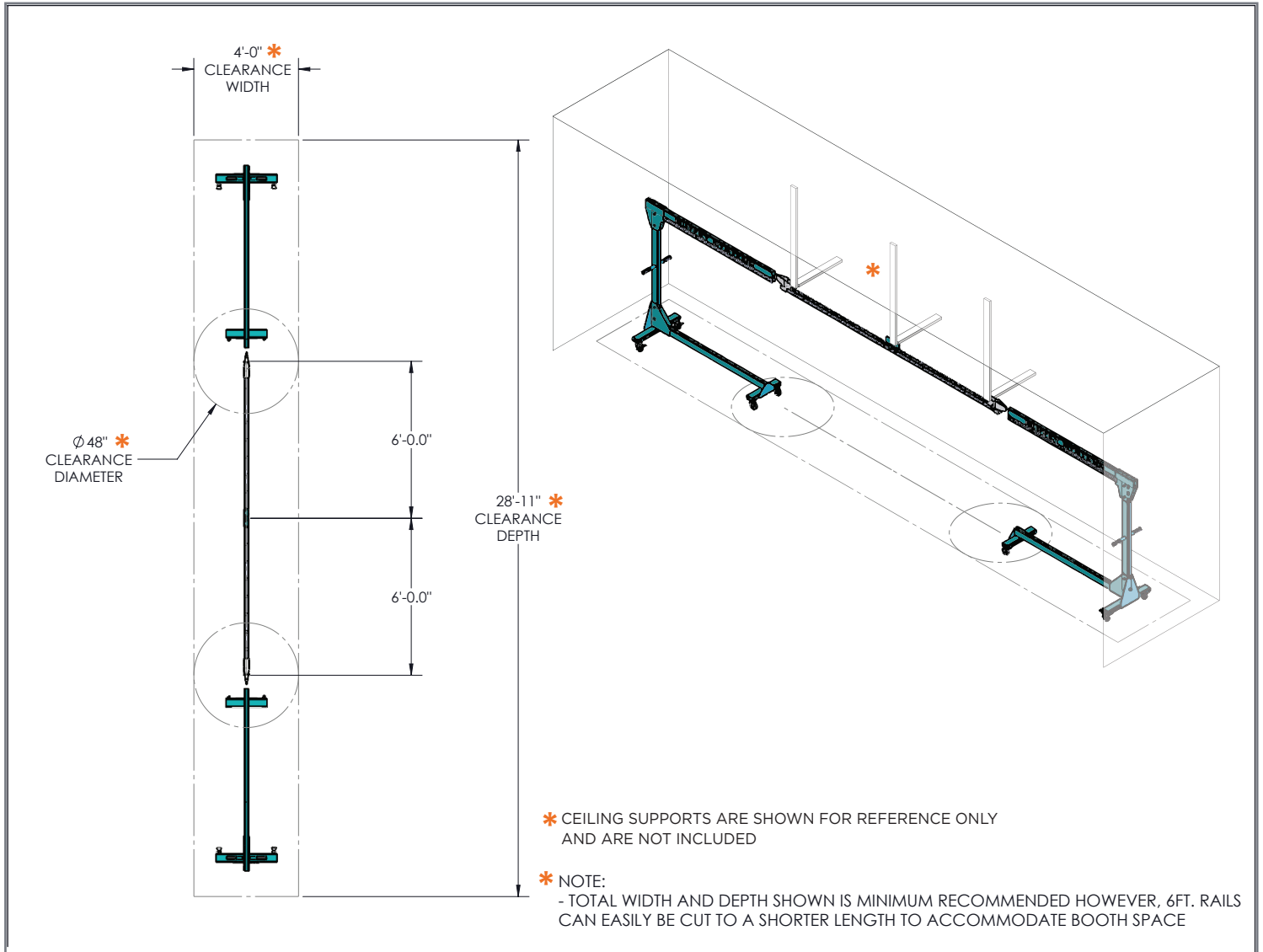
* 6ft. rails can easily be cut to shorter length if needed

* Stand-off arm size must be specified before order can be processed

Subtotal	\$6,958.00
Shipping & handling	\$0.00
Discount	\$0.00
Tax	\$0.00
Total	\$6,958.00

Quick-Start Kit: 12ft Straight Ceiling Mount











Allows 40 parts to be processed at a time



The PivotLine System can be configured to fit any shop size and budget. Our quick-start kits cover some of our most popular use cases, and as your shop's volume increases, the system can easily be expanded or reconfigured.

12ft Straight Kit: Creates a directional flow of parts from the infeed mobile rail, across rail, and onto the outfeed mobile rail.

A complete list of the included components and pricing is on the following page.

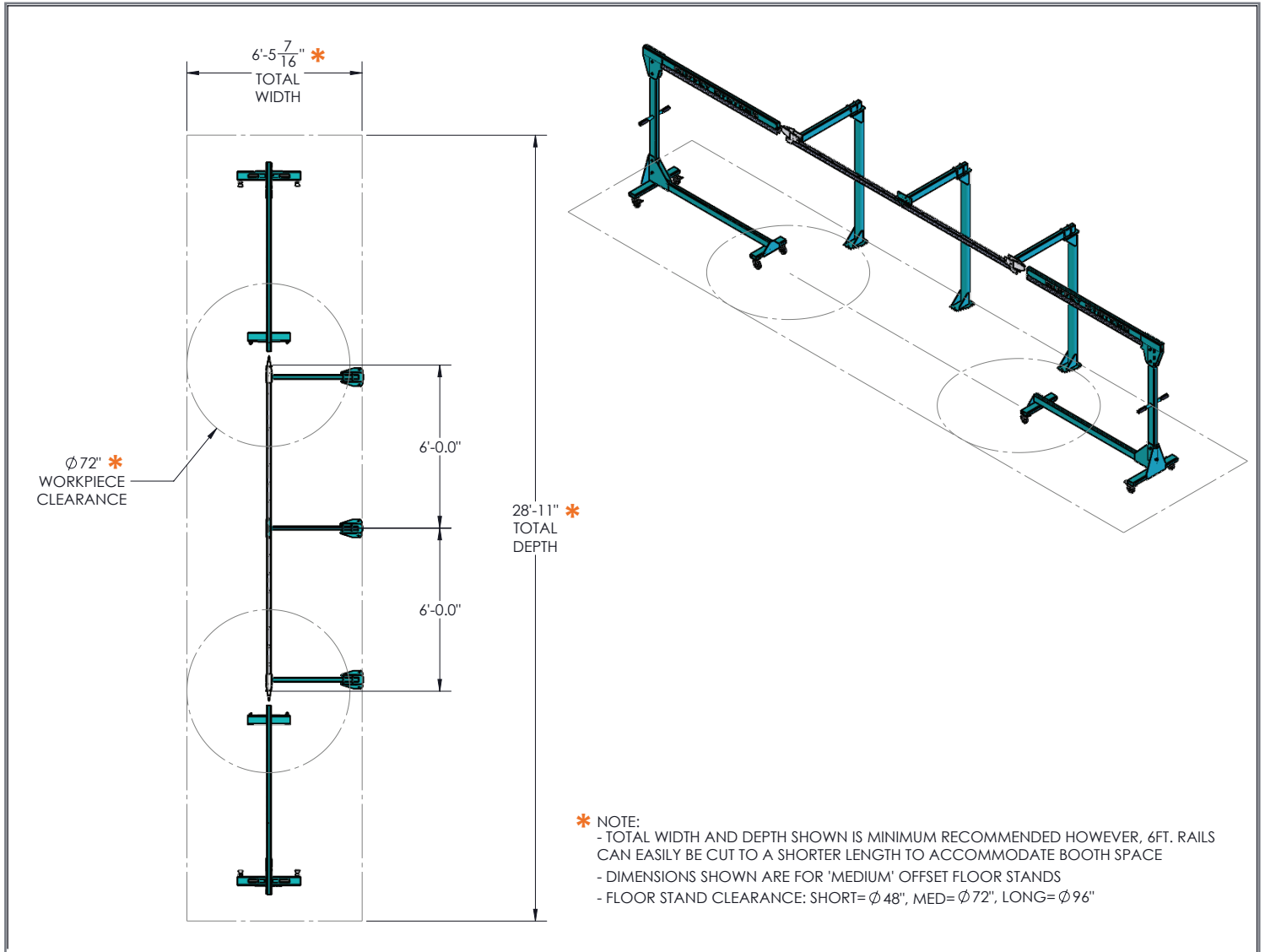
Description	Qty	Rate	Amt
<p>PivotLine Stationary Rail Kit 12ft. Straight Complete</p> <p>2 - Aluminum rails - 6 ft. length* 2 - Mobile Couplers 1 - Rail Support / Joiner</p> 	1	\$1,558.00	\$1,558.00
<p>Mobile Rail</p> <p>Used for loading, off-loading, drying, and storage of parts. A key component for maximizing PivotLine efficiency and reducing material handling</p> 	2	\$2,150.00	\$4,300.00
<p>Rolling Spray Hub</p> <p>Rolls smoothly and pivots in 90° increments allowing for easy spraying of all sides</p> 	20	\$84.00	\$1,680.00
<p>Twist Stop</p> <p>Insert into stationary and mobile rails to prevent unwanted movement of materials</p> 	4	\$89.00	\$356.00
<p>T-Bar - Short (17")</p> <p>Hang doors using EFC or Offset Hangers. Group multiple parts together by hanging Offset and Universal Hangers across top of T-Bars</p> 	6	\$25.00	\$150.00
<p>T-Bar - Medium (34")</p> <p>Hang doors using EFC or Offset Hangers. Group multiple parts together by hanging Offset and Universal Hangers across top of T-Bars</p> 	8	\$42.00	\$336.00
<p>T-Bar - Large (46")</p> <p>Hang doors using EFC or Offset Hangers. Group multiple parts together by hanging Offset and Universal Hangers across top of T-Bars</p> 	6	\$56.00	\$336.00
<p>Offset Hanger w/screws</p> <p>For hanging drawer fronts, face frames, and other miscellaneous components</p> 	20	\$11.20	\$224.00
<p>Universal Hanger w/screws</p> <p>For hanging shelves, face frames, and other miscellaneous components</p> 	10	\$11.20	\$112.00
<p>EFC (Spring Clip)</p> <p>For hanging panels from hinge pockets to hang on T-Bars</p> 	60	\$1.50	\$90.00

* 6ft. rails can easily be cut to shorter length if needed

Subtotal	\$9,142.00
Shipping & handling	\$0.00
Discount	\$0.00
Tax	\$0.00
Total	\$9,142.00

Quick-Start Kit: 12ft Straight Floor Mount












Allows 40 parts to be processed at a time



The PivotLine System can be configured to fit any shop size and budget. Our quick-start kits cover some of our most popular use cases, and as your shop's volume increases, the system can easily be expanded or reconfigured.

12ft Straight Kit: Creates a directional flow of parts from the infeed mobile rail, across rail, and onto the outfeed mobile rail.

A complete list of the included components and pricing is on the following page.

Description	Qty	Rate	Amt	
PivotLine Stationary Rail Kit 12ft. Straight Complete 2 - Aluminum rails - 6 ft. length * 2 - Mobile Couplers 1 - Rail Support / Joiner		1	\$1,558.00	\$1,558.00
Mobile Rail Used for loading, off-loading, drying, and storage of parts. A key component for maximizing PivotLine efficiency and reducing material handling		2	\$2,150.00	\$4,300.00
Rolling Spray Hub Rolls smoothly and pivots in 90° increments allowing for easy spraying of all sides		20	\$84.00	\$1,680.00
Twist Stop Insert into stationary and mobile rails to prevent unwanted movement of materials		4	\$89.00	\$356.00
T-Bar - Short (17") Hang doors using EFC or Offset Hangers. Group multiple parts together by hanging Offset and Universal Hangers across top of T-Bars		6	\$25.00	\$150.00
T-Bar - Medium (34") Hang doors using EFC or Offset Hangers. Group multiple parts together by hanging Offset and Universal Hangers across top of T-Bars		8	\$42.00	\$336.00
T-Bar - Large (46") Hang doors using EFC or Offset Hangers. Group multiple parts together by hanging Offset and Universal Hangers across top of T-Bars		6	\$56.00	\$336.00
Offset Hanger w/screws For hanging drawer fronts, face frames, and other miscellaneous components		20	\$11.20	\$224.00
Universal Hanger w/screws For hanging shelves, face frames, and other miscellaneous components		10	\$11.20	\$112.00
EFC (Spring Clip) For hanging panels from hinge pockets to hang on T-Bars		60	\$1.50	\$90.00
Floor Stand - Comes with 1 of 3 optional stand-off arm sizes Stand-off arm size determines the clearance and size of materials that can be rotated without making contact: Small (48" max material width), Medium (72" max material width), Large (48" max material width) *		3	\$615.00	\$1,845.00

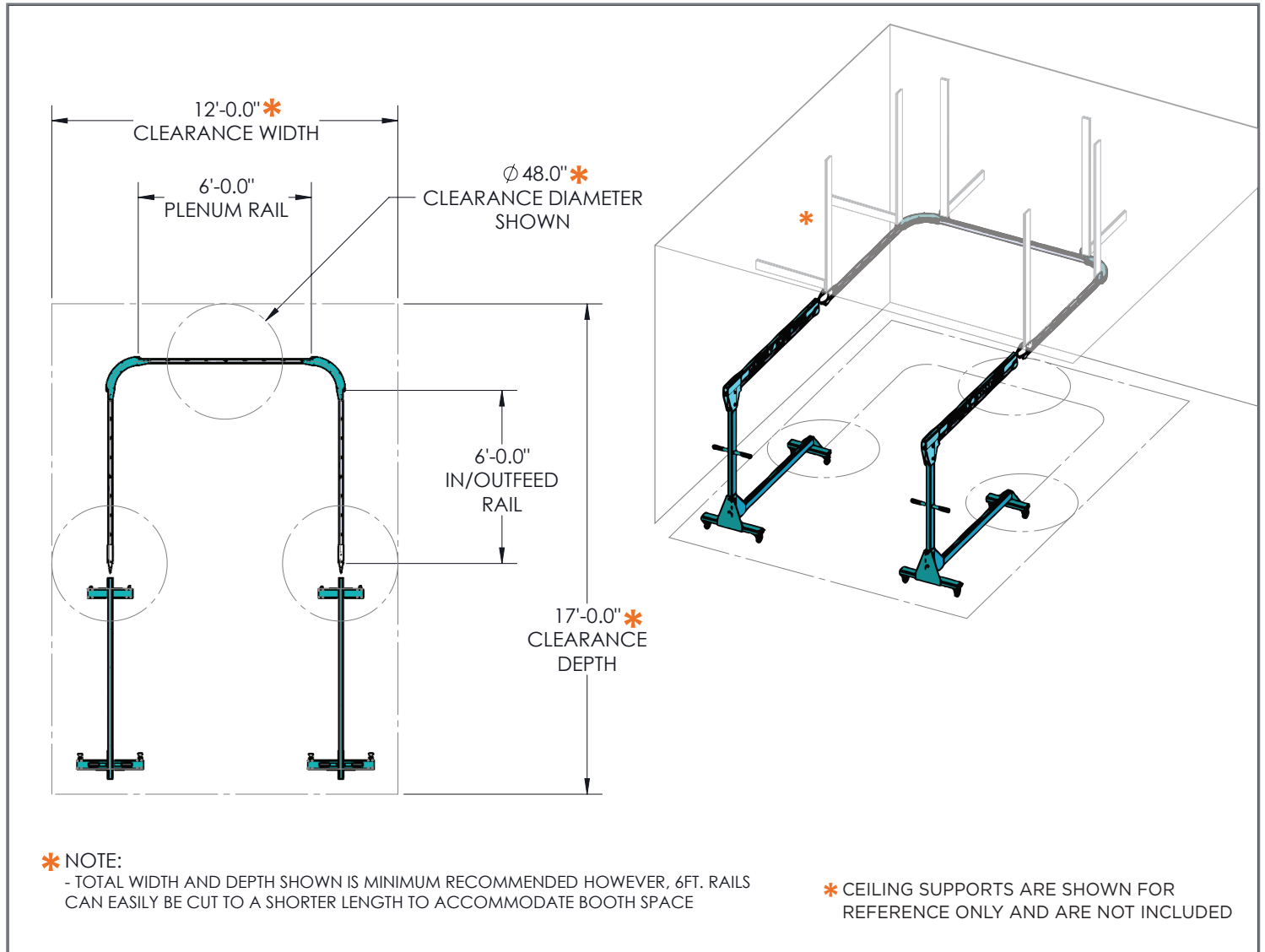
* 6ft. rails can easily be cut to shorter length if needed

* Stand-off arm size must be specified before order can be processed

Subtotal	\$10,987.00
Shipping & handling	\$0.00
Discount	\$0.00
Tax	\$0.00
Total	\$10,987.00

Quick-Start Kit: 6x6x6 U-Shape Ceiling Mount











Allows 40 parts to be processed at a time



The PivotLine System can be configured to fit any shop size and budget. Our quick-start kits cover some of our most popular use cases, and as your shop's volume increases, the system can easily be expanded or reconfigured.

6x6x6 U-Shape Kit: Ideal for open face or enclosed booths. Allows for a continuous directional flow of parts from the infeed mobile rail, along the rail to the spraying area, and continuing along the rail and onto the outfeed mobile rail. The finisher can easily reach and maneuver the parts throughout the process.

A complete list of the included components and pricing is on the following page.

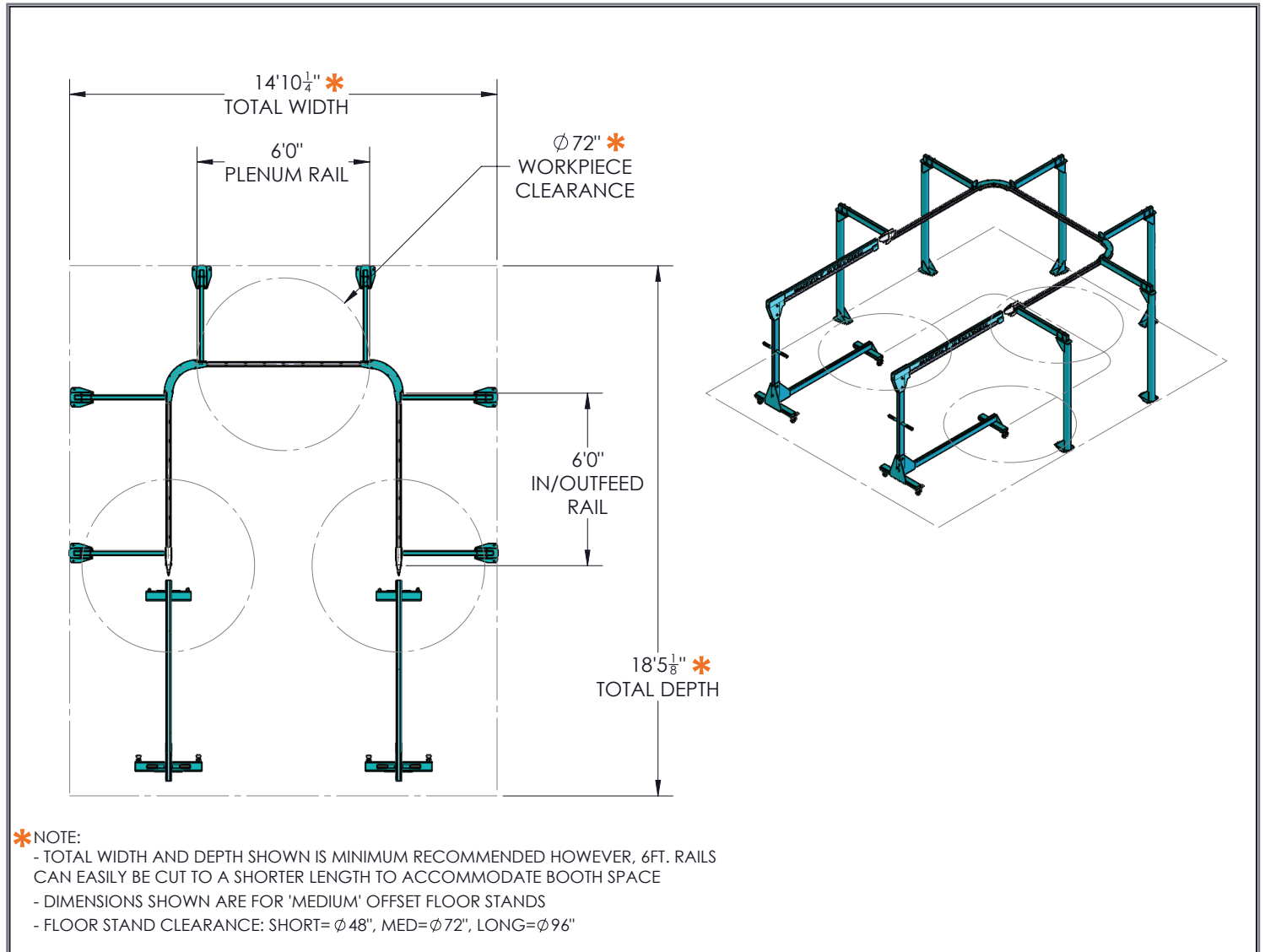
Description	Qty	Rate	Amt
<p>PivotLine Stationary Rail Kit 6x6x6 U-Shape Complete</p> <p>3 - Aluminum rails - 6 ft. length * 2 - Rail Corners 90° 1 ft. Radius 2 - Mobile Couplers</p> 	1	\$2,690.00	\$2,690.00
<p>Mobile Rail</p> <p>Used for loading, off-loading, drying, and storage of parts. A key component for maximizing PivotLine efficiency and reducing material handling</p> 	2	\$2,150.00	\$4,300.00
<p>Rolling Spray Hub</p> <p>Rolls smoothly and pivots in 90° increments allowing for easy spraying of all sides</p> 	20	\$84.00	\$1,680.00
<p>Twist Stop</p> <p>Insert into stationary and mobile rails to prevent unwanted movement of materials</p> 	4	\$89.00	\$356.00
<p>T-Bar - Short (17")</p> <p>Hang doors using EFC or Offset Hangers. Group multiple parts together by hanging Offset and Universal Hangers across top of T-Bars</p> 	6	\$25.00	\$150.00
<p>T-Bar - Medium (34")</p> <p>Hang doors using EFC or Offset Hangers. Group multiple parts together by hanging Offset and Universal Hangers across top of T-Bars</p> 	8	\$42.00	\$336.00
<p>T-Bar - Large (46")</p> <p>Hang doors using EFC or Offset Hangers. Group multiple parts together by hanging Offset and Universal Hangers across top of T-Bars</p> 	6	\$56.00	\$336.00
<p>Offset Hanger w/screws</p> <p>For hanging drawer fronts, face frames, and other miscellaneous components</p> 	20	\$11.20	\$224.00
<p>Universal Hanger w/screws</p> <p>For hanging shelves, face frames, and other miscellaneous components</p> 	10	\$11.20	\$112.00
<p>EFC (Spring Clip)</p> <p>For hanging panels from hinge pockets to hang on T-Bars</p> 	60	\$1.50	\$90.00

* 6ft. rails can easily be cut to shorter length if needed

Subtotal	\$10,274.00
Shipping & handling	\$0.00
Discount	\$0.00
Tax	\$0.00
Total	\$10,274.00

Quick-Start Kit: 6x6x6 U-Shape Floor Mount












Allows 40 parts to be processed at a time



The PivotLine System can be configured to fit any shop size and budget. Our quick-start kits cover some of our most popular use cases, and as your shop's volume increases, the system can easily be expanded or reconfigured.

6x6x6 U-Shape Kit: Ideal for open face or enclosed booths. Allows for a continuous directional flow of parts from the infeed mobile rail, along the rail to the spraying area, and continuing along the rail and onto the outfeed mobile rail. The finisher can easily reach and maneuver the parts throughout the process.

A complete list of the included components and pricing is on the following page.

Description	Qty	Rate	Amt
<p>PivotLine Stationary Rail Kit 6x6x6 U-Shape Complete</p> <p>3 - Aluminum rails - 6 ft. length * 2 - Rail Corners 90° 1 ft. Radius 2 - Mobile Couplers</p> 	1	\$2,690.00	\$2,690.00
<p>Mobile Rail</p> <p>Used for loading, off-loading, drying, and storage of parts. A key component for maximizing PivotLine efficiency and reducing material handling</p> 	2	\$2,150.00	\$4,300.00
<p>Rolling Spray Hub</p> <p>Rolls smoothly and pivots in 90° increments allowing for easy spraying of all sides</p> 	20	\$84.00	\$1,680.00
<p>Twist Stop</p> <p>Insert into stationary and mobile rails to prevent unwanted movement of materials</p> 	4	\$89.00	\$356.00
<p>T-Bar - Short (17")</p> <p>Hang doors using EFC or Offset Hangers. Group multiple parts together by hanging Offset and Universal Hangers across top of T-Bars</p> 	6	\$25.00	\$150.00
<p>T-Bar - Medium (34")</p> <p>Hang doors using EFC or Offset Hangers. Group multiple parts together by hanging Offset and Universal Hangers across top of T-Bars</p> 	8	\$42.00	\$336.00
<p>T-Bar - Large (46")</p> <p>Hang doors using EFC or Offset Hangers. Group multiple parts together by hanging Offset and Universal Hangers across top of T-Bars</p> 	6	\$56.00	\$336.00
<p>Offset Hanger w/screws</p> <p>For hanging drawer fronts, face frames, and other miscellaneous components</p> 	20	\$11.20	\$224.00
<p>Universal Hanger w/screws</p> <p>For hanging shelves, face frames, and other miscellaneous components</p> 	10	\$11.20	\$112.00
<p>EFC (Spring Clip)</p> <p>For hanging panels from hinge pockets to hang on T-Bars</p> 	60	\$1.50	\$90.00
<p>Floor Stand - Comes with 1 of 3 optional stand-off arm sizes</p> <p>Stand-off arm size determines the clearance and size of materials that can be rotated without making contact: Small (48" max material width), Medium (72" max material width), Large (48" max material width) *</p> 	6	\$615.00	\$3,690.00

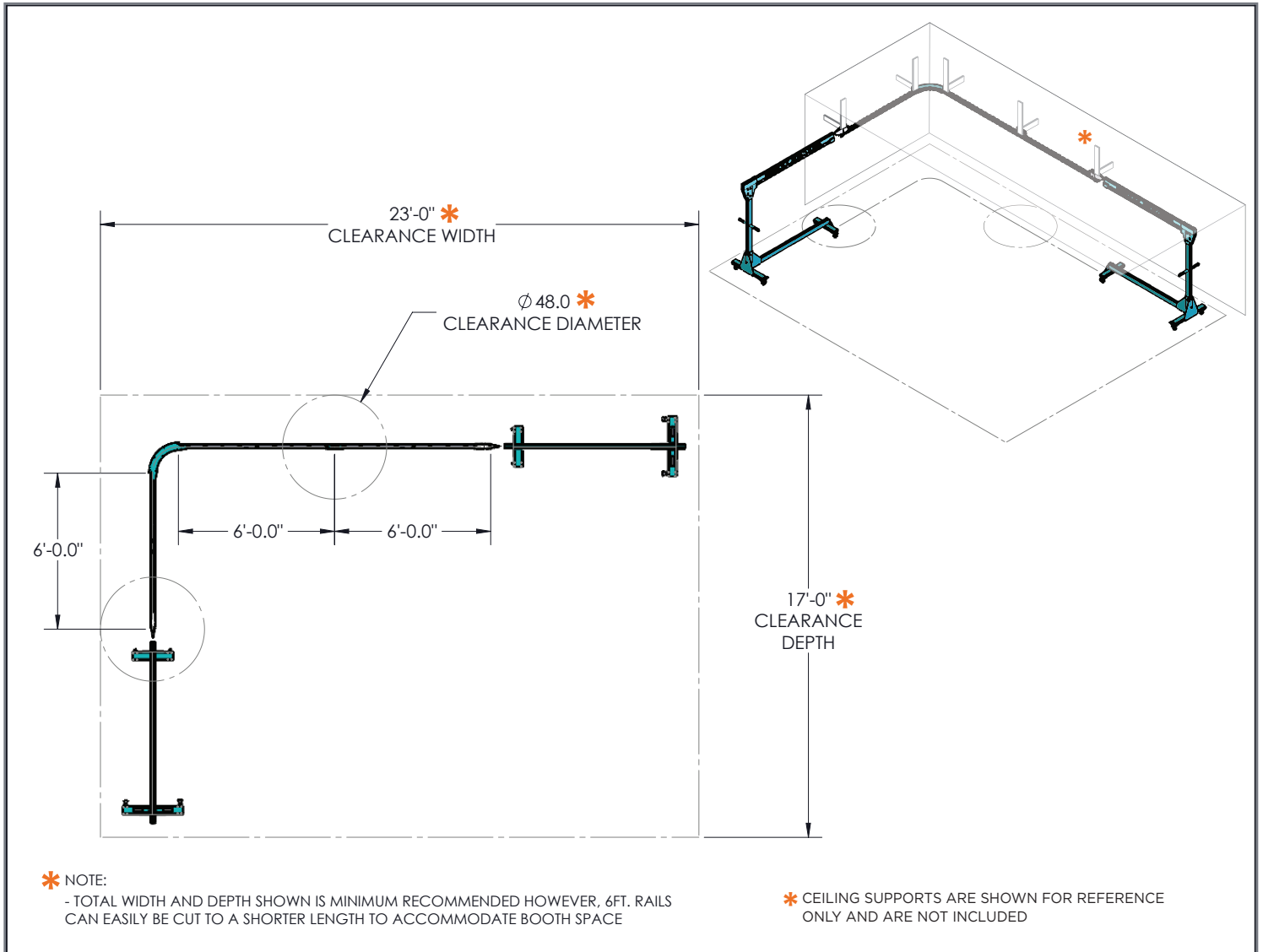
* 6ft. rails can easily be cut to shorter length if needed

* Stand-off arm size must be specified before order can be processed

Subtotal	\$13,964.00
Shipping & handling	\$0.00
Discount	\$0.00
Tax	\$0.00
Total	\$13,964.00

Quick-Start Kit: 6x12 L-Shape Ceiling Mount











Allows 40 parts to be processed at a time



The PivotLine System can be configured to fit any shop size and budget. Our quick-start kits cover some of our most popular use cases, and as your shop's volume increases, the system can easily be expanded or reconfigured.

6x12 L-Shape Kit: Ideal for open face or enclosed booths. Allows for a continuous directional flow of parts from the infeed mobile rail, along the rail to the spraying area, and continuing along the rail and onto the outfeed mobile rail. The "L-Shape" can be reversed to fit the booth or to accommodate each shops production flow.

A complete list of the included components and pricing is on the following page.

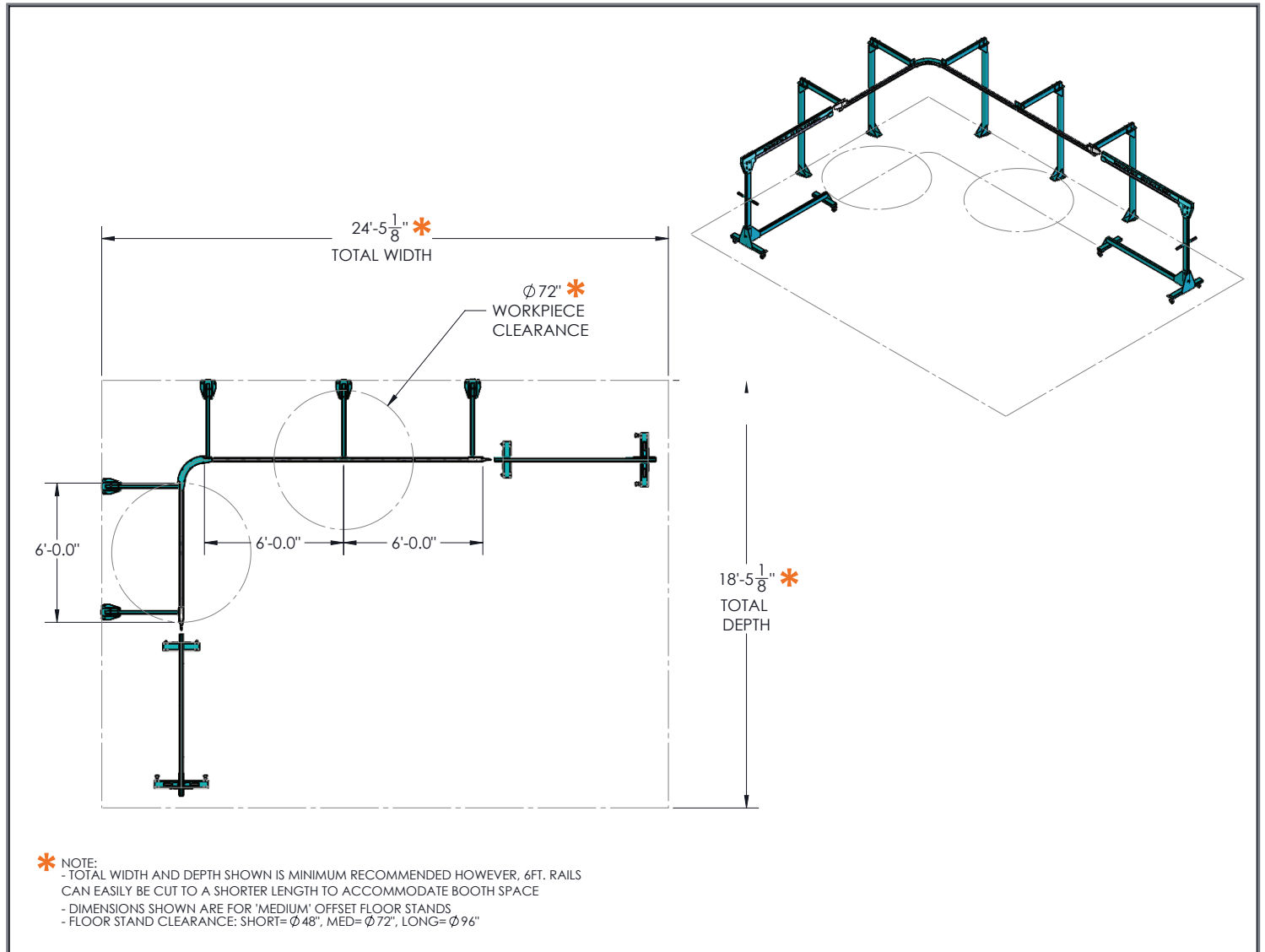
Description	Qty	Rate	Amt
<p>PivotLine Stationary Rail Kit 6x12 L-Shape Complete</p> <p>3 - Aluminum rails - 6 ft. length * 1 - Rail Support / Joiner 1 - Rail Corner 90° 1 ft. Radius 2 - Mobile Couplers</p> 	1	\$2,343.00	\$2,343.00
<p>Mobile Rail</p> <p>Used for loading, off-loading, drying, and storage of parts. A key component for maximizing PivotLine efficiency and reducing material handling</p> 	2	\$2,150.00	\$4,300.00
<p>Rolling Spray Hub</p> <p>Rolls smoothly and pivots in 90° increments allowing for easy spraying of all sides</p> 	20	\$84.00	\$1,680.00
<p>Twist Stop</p> <p>Insert into stationary and mobile rails to prevent unwanted movement of materials</p> 	4	\$89.00	\$356.00
<p>T-Bar - Short (17")</p> <p>Hang doors using EFC or Offset Hangers. Group multiple parts together by hanging Offset and Universal Hangers across top of T-Bars</p> 	6	\$25.00	\$150.00
<p>T-Bar - Medium (34")</p> <p>Hang doors using EFC or Offset Hangers. Group multiple parts together by hanging Offset and Universal Hangers across top of T-Bars</p> 	8	\$42.00	\$336.00
<p>T-Bar - Large (46")</p> <p>Hang doors using EFC or Offset Hangers. Group multiple parts together by hanging Offset and Universal Hangers across top of T-Bars</p> 	6	\$56.00	\$336.00
<p>Offset Hanger w/screws</p> <p>For hanging drawer fronts, face frames, and other miscellaneous components</p> 	20	\$11.20	\$224.00
<p>Universal Hanger w/screws</p> <p>For hanging shelves, face frames, and other miscellaneous components</p> 	10	\$11.20	\$112.00
<p>EFC (Spring Clip)</p> <p>For hanging panels from hinge pockets to hang on T-Bars</p> 	60	\$1.50	\$90.00

* 6ft. rails can easily be cut to shorter length if needed

Subtotal	\$9,927.00
Shipping & handling	\$0.00
Discount	\$0.00
Tax	\$0.00
Total	\$9,927.00

Quick-Start Kit: 6x12 L-Shape Floor Mount












Allows 40 parts to be processed at a time



The PivotLine System can be configured to fit any shop size and budget. Our quick-start kits cover some of our most popular use cases, and as your shop's volume increases, the system can easily be expanded or reconfigured.

6x12 L-Shape Kit: Ideal for open face or enclosed booths. Allows for a continuous directional flow of parts from the infeed mobile rail, along the rail to the spraying area, and continuing along the rail and onto the outfeed mobile rail. The "L-Shape" can be reversed to fit the booth or to accommodate each shops production flow.

A complete list of the included components and pricing is on the following page.

Description	Qty	Rate	Amt	
PivotLine Stationary Rail Kit 6x12 L-Shape Complete 3 - Aluminum rails - 6 ft. length * 1 - Rail Support / Joiner 1 - Rail Corner 90° 1 ft. Radius 2 - Mobile Couplers		1	\$2,343.00	\$2,343.00
Mobile Rail Used for loading, off-loading, drying, and storage of parts. A key component for maximizing PivotLine efficiency and reducing material handling		2	\$2,150.00	\$4,300.00
Rolling Spray Hub Rolls smoothly and pivots in 90° increments allowing for easy spraying of all sides		20	\$84.00	\$1,680.00
Twist Stop Insert into stationary and mobile rails to prevent unwanted movement of materials		4	\$89.00	\$356.00
T-Bar - Short (17") Hang doors using EFC or Offset Hangers. Group multiple parts together by hanging Offset and Universal Hangers across top of T-Bars		6	\$25.00	\$150.00
T-Bar - Medium (34") Hang doors using EFC or Offset Hangers. Group multiple parts together by hanging Offset and Universal Hangers across top of T-Bars		8	\$42.00	\$336.00
T-Bar - Large (46") Hang doors using EFC or Offset Hangers. Group multiple parts together by hanging Offset and Universal Hangers across top of T-Bars		6	\$56.00	\$336.00
Offset Hanger w/screws For hanging drawer fronts, face frames, and other miscellaneous components		20	\$11.20	\$224.00
Universal Hanger w/screws For hanging shelves, face frames, and other miscellaneous components		10	\$11.20	\$112.00
EFC (Spring Clip) For hanging panels from hinge pockets to hang on T-Bars		60	\$1.50	\$90.00
Floor Stand - Comes with 1 of 3 optional stand-off arm sizes Stand-off arm size determines the clearance and size of materials that can be rotated without making contact: Small (48" max material width), Medium (72" max material width), Large (48" max material width) *		5	\$615.00	\$3,075.00

* 6ft. rails can easily be cut to shorter length if needed







* Stand-off arm size must be specified before order can be processed

Subtotal	\$13,002.00
Shipping & handling	\$0.00
Discount	\$0.00
Tax	\$0.00
Total	\$13,002.00

PIVOTLINE[®]

Manual-Rail Finishing System

Components and System Add-ons

Description	Qty	Amt
<p>Stationary Rail</p> <p>Aluminum rail - 6 ft. length *</p> <p>Use for both ceiling and floor mount</p>  <p>* 6ft. rails can easily be cut to shorter length if needed</p>	1	\$360.00
<p>Floor Stand</p> <p>For floor-mounted rail configurations</p> <p>Floor Stands are available with 3 stand-off length options (shown right):</p> <ul style="list-style-type: none"> • Small (48" max material size) • Medium (72" max material size) • Large (96" max material size) <p>Why choose a floor stand? Floor stands are a good option for spray areas with tall ceilings. It also provides a turnkey solution for the customer that doesn't require purchasing anything outside the kit.</p> 	1	\$615.00
<p>Rail Support / Joiner</p> <p>Includes hardware. Connects rail sections and provides an attachment point for floor stand or ceiling mount installation</p> 	1	\$78.00
<p>Rail Corners</p> <p>Corners allow the rail layout to be configured to your spray booth size and configuration</p> <ul style="list-style-type: none"> • 45° 1' radius • 45° 3' radius • 90° 1' radius • 90° 3' radius 	<p>1 (45° 1' radius)</p> <p>1 (45° 3' radius)</p> <p>1 (90° 1' radius)</p> <p>1 (90° 3' radius)</p>	<p>\$450.00</p> <p>\$1,000.00</p> <p>\$425.00</p> <p>\$1,200.00</p>
<p>Diverter</p> <p>Rotating rail disc installs into a stationary rail and allows rolling spray hubs to flow in any direction through a T-junction</p> <ul style="list-style-type: none"> • Simple to install anywhere in a straight rail section, or it can replace a 1' radius corner • Prevents spray hubs from dropping out of any rail branch • Ideal for enclosed loop systems 	1	\$2,480.00
<p>Coupler</p> <p>Attaches to the end of an open rail to allow coupling of a mobile rail to a stationary rail. Also acts as the mounting point for ceiling or floor installation of the rail</p> 	1	\$380.00

Description	Qty	Amt
<p>Twist Stop</p> <p>Insert into stationary and mobile rails to prevent unwanted movement of materials</p>	1	\$89.00
<p>Mobile Rail - Standard</p> <p>Used for loading, off-loading, drying, and storage of parts. A key component for maximizing PivotLine efficiency and reducing material handling</p> <ul style="list-style-type: none"> • 20 spray hub capacity • Hang multiple parts per T-Bar to increase the capacity of any mobile rail 	1	\$2,150.00
<p>Compact Mobile Rail</p> <p>Used for loading, off-loading, drying, and storage of parts. A key component for maximizing PivotLine efficiency and reducing material handling</p> <ul style="list-style-type: none"> • Shorter length mobile rail works great for smaller spaces • Use for hanging multiple heavier items • 12 spray hub capacity • Hang multiple parts per T-Bar to increase the capacity of any mobile rail 	1	\$1,875.00
<p>Rolling Spray Hub</p> <p>Rolls smoothly and pivots in 90° increments allowing for easy spraying of all sides</p>	1	\$84.00
<p>Heavy-Duty Spray Hub</p> <ul style="list-style-type: none"> • For longer life and improved wear in demanding production environments • Steel rollers and hooks for increased strength and durability • Use when spraying heavier parts on a consistent basis 	1	\$135.00
<p>Spray Hub Spacer Kit</p> <ul style="list-style-type: none"> • Use to add distance between spray hubs on the PivotLine rail • Use spacer housing alone for an extra 1" pitch between spray hubs (4 1/2" total) • Use kit with adjustable metal arms to further increase pitch between hubs (from 8 1/4" to 12 1/4" total) 	<p>Spacer Housing 1</p> <p>Spacer Kit 1</p>	<p style="text-align: center;">\$29.00</p> <p style="text-align: center;">\$62.00</p>

* Rolling Spray Hub not included

Description	Qty	Amt
<p>Spray Hub w / Extension</p> <ul style="list-style-type: none"> Use with enclosed loop rail systems that are installed higher than standard off-the-floor Keeps panels at optimal height off floor for spraying when stationary rails are installed higher Creates more distance between panel and stationary rail when spraying 	Special Order	Call for Pricing
<p>EFC (Spring Clip)</p> <p>For hanging panels from hinge pockets to hang on T-Bars</p>	Bag of 4	\$6.00
<p>Universal Hanger w/screws</p> <p>For hanging shelves, face frames, and other miscellaneous components</p>	1	\$11.20
<p>Offset Hanger w/screws</p> <p>For hanging drawer fronts, face frames, and other miscellaneous components</p>	1	\$11.20
<p>T-Bar</p> <p>Hang doors using EFC or Offset Hangers. Group multiple parts together by hanging Offset and Universal Hangers across top of T-Bars</p> <p>Available in:</p> <ul style="list-style-type: none"> 17" (for use with hinge pitch up to 20") 34" (for use with hinge pitch up to 37") 46" (for use with hinge pitch up to 49") 	1 (17") 1 (34") 1 (46")	\$25.00 \$42.00 \$56.00
<p>Spindle T-Bar</p> <ul style="list-style-type: none"> Hang multiple spindles on a single T-Bar and reduce material handling Different shaped speed holes in a 37" T-Bar provides consistent spacing between hanging parts Also allows for the staggering of parts that are hanging adjacent to each other 	1	\$60.00

Description	Qty	Amt
<p>Spindle Hanger</p> <p>For use with balusters, columns, or other items requiring finishing on all sides</p> <ul style="list-style-type: none"> • Hang multiple spindles on a single T-Bar and reduce material handling • Allows parts to be freely rotated and allows consistent straight-on spraying toward an exhaust fan 	1	\$17.00
<p>T-Plate</p> <p>Simple strong bracket for unusual situations, or for making your own hanger</p> <ul style="list-style-type: none"> • Use the 4 holes for holding heavier items that do not require finishing on the backside • Use center teardrop opening for hanging items using metal "S" hooks ("S" hooks not included) • Compatible with all spray hubs and fixed mounts 	1	\$18.00

